

TRIMLITE



Doorlites

www.trimlite.com



Homes come in every shape, size and design. So, whether your home is old or new, big or small, Contemporary or Colonial, finding a glass style that compliments what you have is important.

Our designers understand this. They have created designs that are simple to intricate, clear to obscure. This is where solid metals, textured and beveled glass come together to create true works of art. Everyone is different and so are our designs.

Let Trimlite help you create a front entrance that will be the focal point of your home and a true reflection of your taste and style. So now, it's your time to choose.



TABLE OF CONTENTS

Adelaide	Patina	14 - 15	Royston	Patina	30
Artisan	Patina	20 - 21	Savannah	Patina and Zinc	31
Auburn	Patina	12 - 13	Star	Brass and Zinc	41
Canterbury	Patina	39	Verona	Forged Iron	37
Danbury	Patina	18 - 19	Waterton	Patina	32 - 33
Everton	Patina and Zinc	34 - 35			
Harlow	Patina	22 - 23			
Hollister	Patina	10 - 11	NEW	Mid-Century Modern Doors	42 - 43
Lancaster	Patina and Zinc	24	Internal Blinds	Raise, Lower and Tilt	44 - 45
Lexington	Patina and Zinc	28 - 29	Internal Grids		49
Madison	Castlite Glass	25	One Lites		48
Modena	Patina and Zinc	8 - 9	Venting		46 - 47
Niagara	Brass, Patina and Zinc	38	Privacy Guide		4 - 5
Pinehurst	Forged Iron	36	Specifications		6 - 7
Riverton	V-Groove	40			

PRIVACY GUIDE

Trimlite offers an extensive line of designs to choose from and the degree of openness or obscurity varies considerably. To help your decision making process we have photographed each design under controlled circumstances so that you can see the difference. With each picture, we have included a number which represents the 'Privacy Level' for that particular design. This number will be referenced on the individual product page as well. Note: this 'guide' is subjective. It should only be used when comparing Trimlite designs.

B : BRASS P : PATINA Z : ZINC FI : FORGED IRON



Clear glass

0



Adelaide P14 | P

8



Artisan P20 | P

7



Auburn P12 | P

7



Canterbury P39 | P

8




Danbury P18 | P

7



Everton P34 | P.Z

7




Harlow P22 | P

8




Hollister P10 | P

7




Lancaster P24 | P.Z

5



Lexington P28 | P.Z


5




Madison P25

8


Clear




Lexington



Artisan



Pinehurst



PRIVACY

1

2

3

4

5

6

7

8

9

10

COMPLETELY CLEAR

Objects can be clearly seen through the glass from the opposite side.

DIFFUSED/DISTORTED

Objects are distorted, but can still be detected from the opposite side.

COMPLETELY OPAQUE

Only light will travel through from the opposite side.



Modena P8 | P.Z

7




Niagara P38 | B.P.Z

7



Pinehurst P36 | FI

9



Riverton Clear P40

1



Riverton Obscure P40

8



Royston P30 | P

8



Savannah P31 | P.Z

7



Star P41 | B.Z

4



Verona P37 | FI

6



Waterton P32 | P

5

SPECIFICATIONS

CONSTRUCTION

Handcrafted, our decorative glass panels stay true to their stained glass roots.

Using solid metals, where all of the joints are soldered by hand, ensures the panels will be strong enough to withstand daily use.

Our selection of premium art glass and bevels, which makes our designs come to life, are hand cut and fitted. It should be noted that the bubbles, lines, slight surface imperfections or discolourations are characteristics of all hand crafted glass. They are not considered defects.

Once assembled, the panel undergoes a thorough cleaning and inspection process. This attention to detail is our assurance of quality to you.

CAMING OPTIONS

Hand soldered metals in 3 finishes.
See individual product pages for availability.



Brass Caming
Subtle gloss finish that defines luxury and style.



Patina Caming
Black satin finish offers a rustic or antique look to your home.



Zinc Caming
Brushed chrome appearance brings a contemporary look to your entrance.

Please Note: Due to ongoing product development Trimlite reserves the right to make changes in design, materials and specifications without notice. Please contact your dealer for more information.

INSULATING SYSTEM

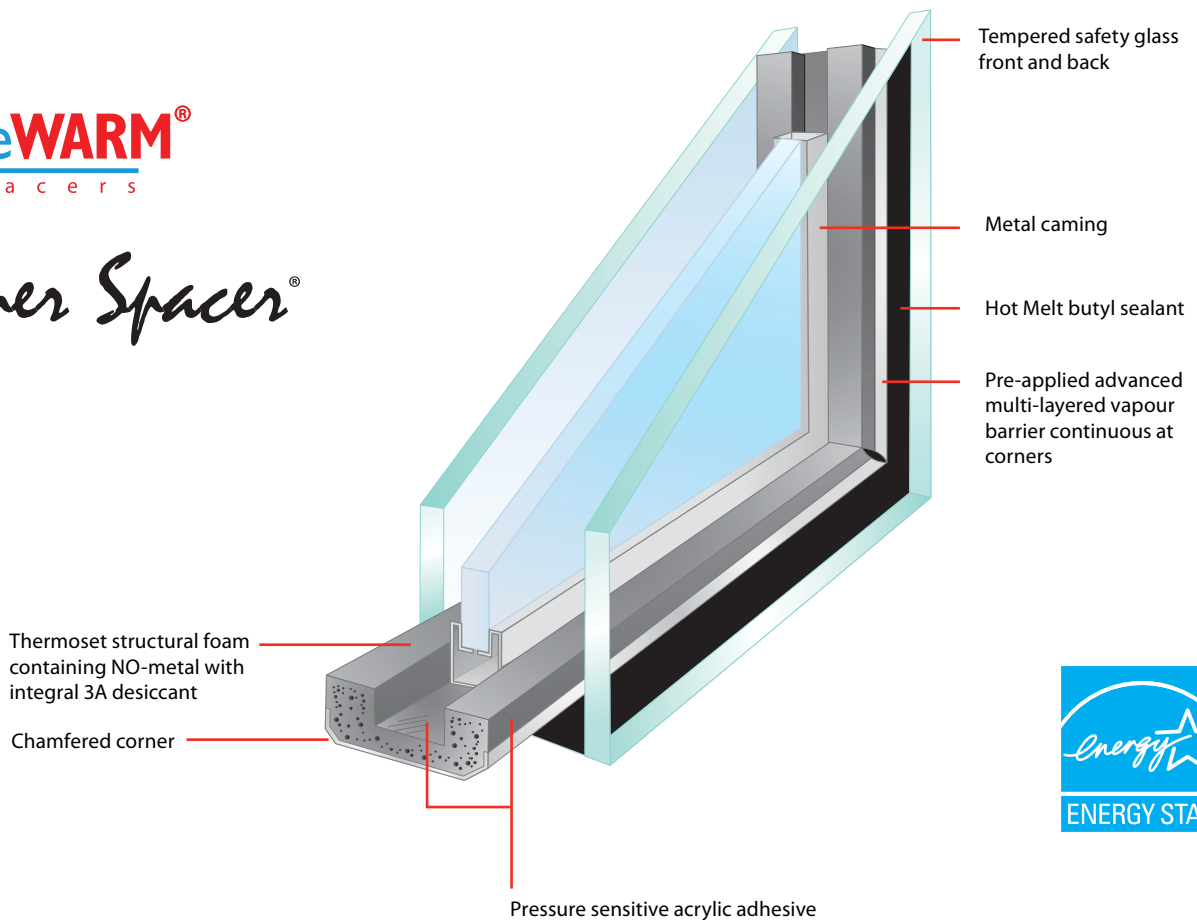
All Trimlite Decorative Doorlites are made with Super Spacer® Cushion Edge™, a flexible, U-shaped, silicone foam tape product used to wrap around and cushion our center decorative panel. Featuring a vapor barrier backing, the product used in combination with Hot Melt butyl, provides a superior Warm-Edge seal.

PERFORMANCE FEATURES

- Warm-Edge Benefits: Superior silicone foam insulation, low thermal conductivity
- Silicone Foam Features: Excellent UV resistance and extreme temperature performance
- Dual-Seal Performance: Chamfered corners for increased sealant depth
- Tempered Safety Glass for your piece of mind

TrueWARM®
s p a c e r s

Super Spacer®



All Trimlite Doorlites are certified by the National Accreditation and Management Institute, Inc. (NAMI).

All Trimlite products are energy tested. Consult your dealer for specific energy ratings.

Warranties: Our products are covered by separate limited warranties. Please contact your dealer for more information.

SuperSpacer®, TrueWarm® and Cushion Edge™ are all registered trademarks of Edgetech I.G. Inc.



Modena	0836	2236	0848	2248	0764	2264	0880	2280	2214	2515
Patina	☐	☐	☐	☐	☐	☐	☐	☐	☐	☐
Zinc	☐	☐	☐	☐	☐	☐	☐	☐	☐	☐

NOTE: Transom available. Please refer to page 50 for more information



2236 / 2236 Zinc



0764 / 2214** Patina



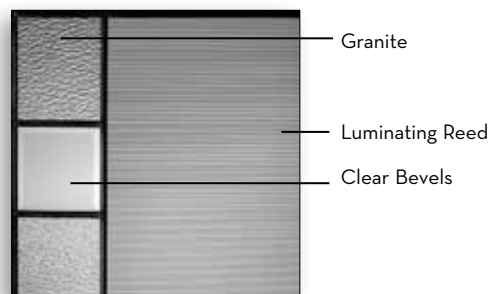
2515* / 0764 Patina



0848 / 2248 / 0848 with Transom Zinc



0880 / 2280 / 0880 (8ft entry) Patina



Shown in Patina

* Shown in the Plastpro Craftsman 6 panel fiberglass door. Only available in 2/10 & 3/0 x 6/8. Not available in steel. Optional matching Dentil Shelf available.
 ** Shown in a steel door. Not available in fiberglass.



Mainlites and Sidelites are reversible. Simply rotate the insert to create the look that works for you.

◀ Glass size: 0764 / 2264 Zinc
 Door: Fiberglass DR500
 Sidelite: Fiberglass SLS00

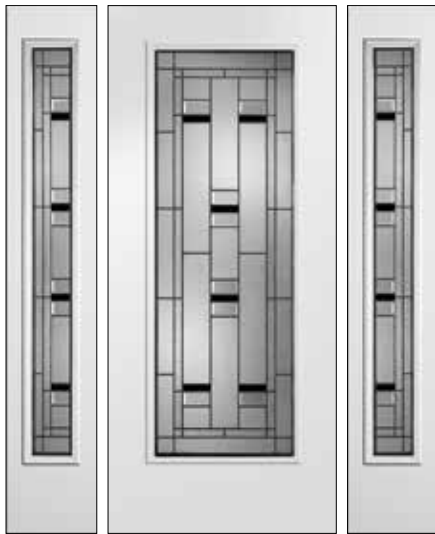
PRIVACY 7

● Privacy Guide. See pages 4 and 5.



Hollister	0836	2236	0848	2248	0764	2264	2214	2515
Patina	☐	☐	☐	☐	☐	☐	☐	☐

NOTE: Transom available. Please refer to page 50 for more information



O764 / 2264 / O764



2214**



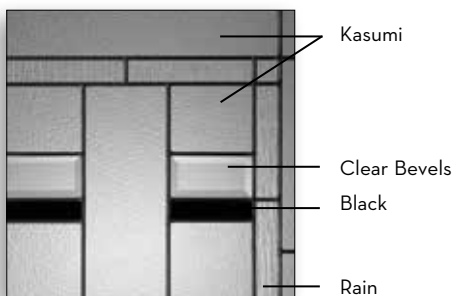
O764 / 2515* / O764



O836 / 2236 / O836



O848 / 2248 / O848 with Transom



Patina



Sidelites are reversible. Simply rotate the insert to create the look that works for you.

* Shown in the Plastpro Craftsman 6 panel fiberglass door. Only available in 2/10 & 3/0 x 6/8. Not available in steel. Optional matching Dental Shelf available.

** Shown in a steel door. Not available in fiberglass.

PRIVACY 7

● Privacy Guide. See pages 4 and 5.



0764 / 2214** / 0764



2515*



0836 / 2236 / 0836



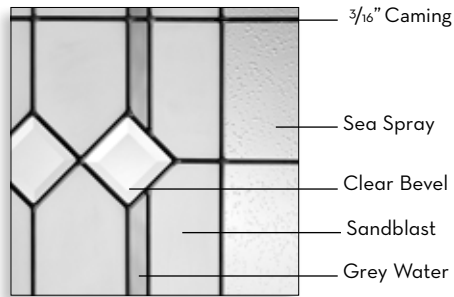
2210C



0764 / 2264 / 0764



0848 / 2248 / 0848 with Transom



Patina

* Shown in the Plastpro Craftsman 6 panel fiberglass door. Only available in 2/10 & 3/0 x 6/8. Not available in steel. Optional matching Dentil Shelf available.


** Shown in a steel door. Not available in fiberglass.

PRIVACY 7

● Privacy Guide. See pages 4 and 5.

Auburn	0836	2236	0848	2248	0764	2264	2214	2515	2210C
Patina	□	□	□	□	□	□	□	□	□

NOTE: Transom available. Please refer to page 50 for more information



Glass Size: O764 / 2264 / O764
Door: Fiberglass DRG40
Sidelites: SLG60

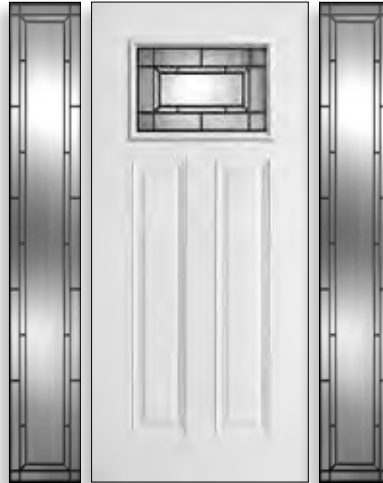


Adelaide	0836	2236	0848	2248	0764	2264	2214	2515	2210C	1479
Patina	□	□	□	□	□	□	□	□	□	□

NOTE: Transom available. Please refer to page 50 for more information.



0836 / 2236 / 0836



1479+ / 2214** / 1479+



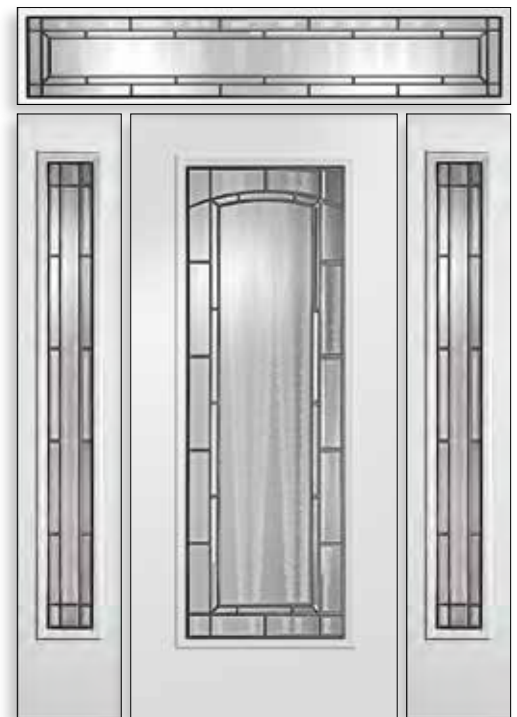
2515* / 0764




0848 / 2248 / 0848



2210C



0764 / 2264 / 0764 with Transom



Patina



● Privacy Guide. See pages 4 and 5.

◀ Glass size: 2248
Door: Fiberglass DRS49

* Shown in the Plastpro Craftsman 6 panel fiberglass door. Only available in 2/10 & 3/0 x 6/8. Not available in steel. Optional matching Dentil Shelf available.

** Shown in a steel door. Not available in fiberglass.


+ Direct set sidelite. Glass only.



Glass: Canterbury O848 / 2248 / O848
Door: Fiberglass DRG49
Sidelite: Fiberglass SLG49



Glass: Lancaster O836 / 2236 / O836 Zinc
Door: Fiberglass DRS40
Sidelite: Fiberglass SLS60



O848 / 2248 / O848



2515*



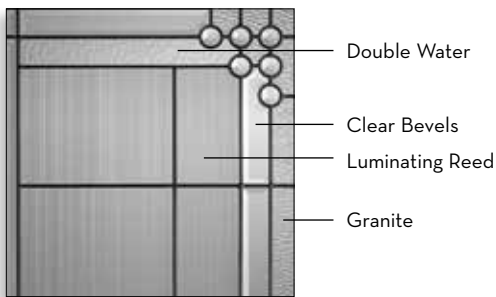
O764 / 2214** / O764



O836 / 2236 / O836



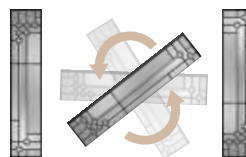
O764 / 2264 / O764 with Transom



Patina

PRIVACY 7

● Privacy Guide. See pages 4 and 5.



Sidelites are reversible.
Simply rotate the insert to create the look that works for you.

* Shown in the Plastpro Craftsman 6 panel fiberglass door. Only available in 2/10 & 3/0 x 6/8. Not available in steel. Optional matching Dentil Shelf available.
** Shown in a steel door. Not available in fiberglass.




Danbury	0836	2236	0848	2248	0764	2264	2214	2515
Patina	☐	☐	☐	☐	☐	☐	☐	☐

NOTE: Transom available. Please refer to page 50 for more information.



Artisan	0836	2036	2236	0848	2248	0764	2064	2264	0880	2280	2214	2515	1479
Patina	☐	☐	☐	☐	☐	☐	☐	☐	☐	☐	☐	☐	☐

NOTE: Transom available. Please refer to page 50 for more information.



1479+ / 2214**



O836 / 2236 / O836



2515* / O764



O848 / 2248 / O848 with Transom



O880 / 2280 / O880 (8ft entry)

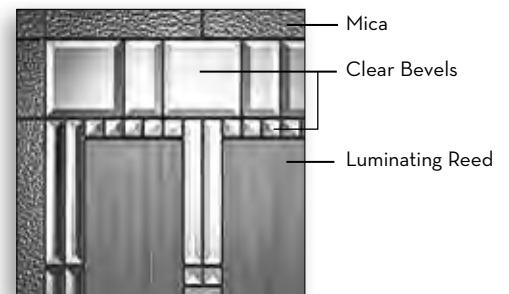
PRIVACY 7

● Privacy Guide. See pages 4 and 5.

* Shown in the Plastpro Craftsman 6 panel fiberglass door. Only available in 2/10 & 3/0 x 6/8. Not available in steel. Optional matching Dentil Shelf available.

** Shown in a steel door. Not available in fiberglass.

+ Direct set sidelite. Glass only.



Patina

◀ Glass size: 2264 / 2264
Door: Fiberglass DRSOO




0836 / 2236 / 0836



2214**



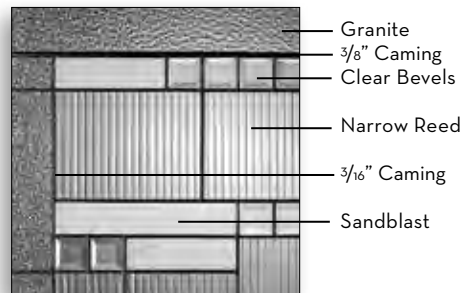
0764 / 2515* / 0764



0764 / 2264 / 0764 with Transom



1479+ / 2248 / 1479+



Patina

● Privacy Guide. See pages 4 and 5.

* Shown in the Plastpro Craftsman 6 panel fiberglass door. Only available in 2/10 & 3/0 x 6/8. Not available in steel. Optional matching Dentil Shelf available.

** Shown in a steel door. Not available in fiberglass.

+ Direct set sidelite. Glass only.

PRIVACY





Harlow	0836	2236	0848	2248	0764	2264	2214	2515	1479
Patina	☐	☐	☐	☐	☐	☐	☐	☐	☐

NOTE: Transom available. Please refer to page 50 for more information.



Glass: Lancaster O836 / 2236 / O836
 Door: Fiberglass DRS40
 Sidelite: Fiberglass SLS60



O764 / 2264 / O764 Zinc



O836 / 2236 / O836 Zinc



O848 / 2248 / O848 Patina

Lancaster	0836	2036	2236	0848	2248	0764	2264
Patina	☐	☐	☐	☐	☐	☐	☐
Zinc	☐	☐	☐	☐	☐	☐	☐

NOTE: Transom available. Please refer to page 50 for more information.



- Grey Swirl†
- Clear Swirl†
- Clear Bevels

Shown in Zinc

PRIVACY 5

● Privacy Guide. See pages 4 and 5.

†Swirl glass often contains small bubbles/surface imperfections that are characteristics of this hand crafted glass. They are not considered defects.



0836 / 2236 / 0836



0848 / 2248 / 0848



0764 / 1842OV / 0764

Madison doorlites also available in Low E. However some exceptions may apply. Contact your dealer for more details.



Glass size: 2264
Door: Fiberglass DR500

Madison	0836	2236	0848	2248	0764	2264	1842OV
Castlite	☐	☐	☐	☐	☐	☐	☐

NOTE: Transom not available for this design.

PRIVACY 8

● Privacy Guide. See pages 4 and 5.

Smooth Lines

Textured Back

Note: Texture is on the outside of the unit.





Glass: Artisan O764 / 2264 / O764
Door: DRS00
Sidelite: SLS00



▲ Glass: Everton O764 / 842RD / O764 Patina
 Door: Steel, not available in fiberglass
 Sidelite: Steel, not available in fiberglass



Glass: Waterton 2264
 Door: Fiberglass DRG40




Glass: Harlow O848 / 2248 / O848
 Door: Fiberglass DRS49
 Sidelite: Fiberglass SLS49



Lexington	0836	2236	0848	2248	0764	2264	2208	2214	2515	1479
Patina	☐	☐	☐	☐	☐	☐	☐	☐	☐	☐
Zinc	☐	☐	☐	☐	☐	☐	☐	☐	☐	☐

NOTE: Transom available. Please refer to page 50 for more information

▲ Glass size: 2248 / 2248 Patina
Door: Fiberglass DRS49




2208 / 1479+ Patina



2264 Patina



2248 / O848 Zinc




2214** Patina



O836 / 2236 / O836 Zinc



O764 / 2515* / O764 with Transom Patina



Clear Bevels

Grey Ripple

Drawn

Clear Ripple

Shown in Zinc

PRIVACY

5

● Privacy Guide. See pages 4 and 5.

* Shown in the Plastpro Craftsman 6 panel fiberglass door. Only available in 2/10 & 3/0 x 6/8. Not available in steel. Optional matching Dentil Shelf available.

** Shown in a steel door. Not available in fiberglass.

+ Direct set sidelite. Glass only.



Glass size: O764 / 2264 / O764
with Transom
Door: Fiberglass DRGOO
Sidelite: Fiberglass SLGOO



O764 / 2515*



2208



O836 / 2236



2214**



O848 / 2248 / O848

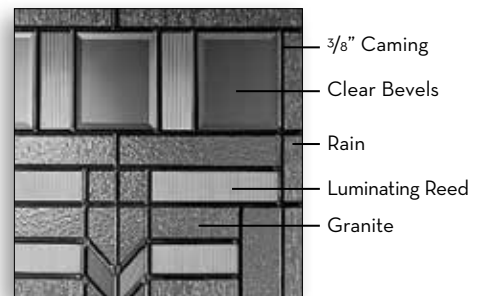
● Privacy Guide. See pages 4 and 5.

* Shown in the Plastpro Craftsman 6 panel fiberglass door. Only available in 2/10 & 3/0 x 6/8. Not available in steel. Optional matching Dentil Shelf available.

** Shown in a steel door. Not available in fiberglass.

Royston	0836	2236	0848	2248	0764	2264	2208	2214	2515
Patina	☐	☐	☐	☐	☐	☐	☐	☐	☐

NOTE: Transom available. Please refer to page 50 for more information.



Patina




Glass size: 2248 / 2248 Patina
Door: Fiberglass DRS49



2208 / O836 Zinc



2236 Zinc



2264 Patina



2214** Zinc




O764 / 2515* Patina



O848 / 2248 / O848
with Transom Zinc

Savannah	O836	2236	O848	2248	O764	2264	2208	2214	2515
Patina	☐	☐	☐	☐	☐	☐	☐	☐	☐
Zinc	☐	☐	☐	☐	☐	☐	☐	☐	☐

NOTE: Transom available. Please refer to page 50 for more information.



Shown in Zinc

Clear Swirl[†]
Bubble
Clear Bevels

* Shown in the Plastpro Craftsman 6 panel fiberglass door. Only available in 2/10 & 3/0 x 6/8. Not available in steel. Optional matching Dentil Shelf available.

** Shown in a steel door. Not available in fiberglass.

[†]Swirl glass often contains small bubbles/surface imperfections that are characteristics of this hand crafted glass. They are not considered defects.

PRIVACY

7

● Privacy Guide. See pages 4 and 5.



Waterton	0836	2236	0848	2248	0764	2264	0880	2280	2208	2214	2515	1479
Patina	☐	☐	☐	☐	☐	☐	☐	☐	☐	☐	☐	☐

NOTE: Transom available. Please refer to page 50 for more information.



2236 / O836



2208



2214**



O764 / 2264



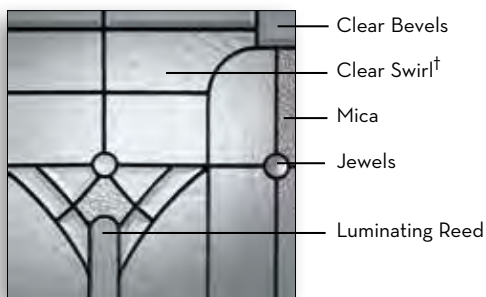
O848 / 2248 / O848



2515* / 1479+



O880 / 2280 / O880 (8ft entry)



Patina

- Clear Bevels
- Clear Swirl[†]
- Mica
- Jewels
- Luminating Reed

PRIVACY

5

- Privacy Guide. See pages 4 and 5.

* Shown in the Plastpro Craftsman 6 panel fiberglass door. Only available in 2/10 & 3/0 x 6/8. Not available in steel. Optional matching Dentil Shelf available.

** Shown in a steel door. Not available in fiberglass.

+ Direct set sidelite. Glass only.

[†]Swirl glass often contains small bubbles/surface imperfections that are characteristics of this hand crafted glass. They are not considered defects.

◀ Glass size: O764 / 2248 / O764 with Transom
Door: Fiberglass DRG29
Sidelite: SLGOO



4070

Everton	0836	2236	0848	2248	0764	2264	2208	842RD	1842OV	2210C
Patina	<input type="checkbox"/>	<input type="checkbox"/>	<input type="checkbox"/>	<input type="checkbox"/>	<input type="checkbox"/>	<input type="checkbox"/>	<input type="checkbox"/>	<input type="checkbox"/>	<input type="checkbox"/>	<input type="checkbox"/>
Zinc	<input type="checkbox"/>	<input type="checkbox"/>	<input type="checkbox"/>	<input type="checkbox"/>	<input type="checkbox"/>	<input type="checkbox"/>	<input type="checkbox"/>	<input type="checkbox"/>	<input type="checkbox"/>	<input type="checkbox"/>

NOTE: Transom available. Please refer to page 50 for more information.



O842RD** Patina



O848 / 2248 / O848 Zinc



2208 Patina



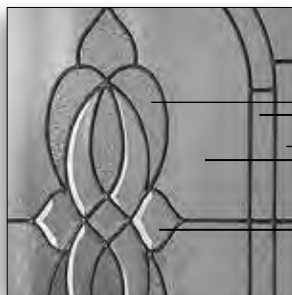
2210C



O836 / 2236 / O836 Patina



O764 / 2264 / O764 with Transom Zinc



Shown in Patina

- Granite
- Sable
- Clear Bevels

PRIVACY



- Privacy Guide. See pages 4 and 5.
- **Shown in a steel door, Not available in fiberglass

Pinehurst



Glass size: O764 / 2264 / O764
 Door: Fiberglass DR500
 Sidelite: Fiberglass SLS00




O764 / 2064 / O764 with Transom



O848 / 2248 / O848

3/8" Square Bar



Castlite

Forged Iron


PRIVACY

9

● Privacy Guide. See pages 4 and 5.

Pinehurst	0848	2248	2248	0764	2064	2264
Forged Iron	☐	☐	☐	☐	☐	☐

NOTE: Transom available. Please refer to page 50 for more information.




Glass size: 2264 / 2264
Door: Fiberglass DR500



0848 / 2248



2264 / 0764



2248 / 2248 with Transom



Mainlites and Sidelites are reversible. Simply rotate the insert to create the look that works for you.

Verona	0848	2248	0764	2264
Forged Iron	☐	☐	☐	☐
NOTE: Transom available. Please refer to page 50 for more information.				

● Privacy Guide. See pages 4 and 5.



Glass size: O848 / 2248 / O848 Zinc
 Door: Fiberglass DRS49
 Sidelite: SLS49



O836 / 2236 Brass



221OSB Patina



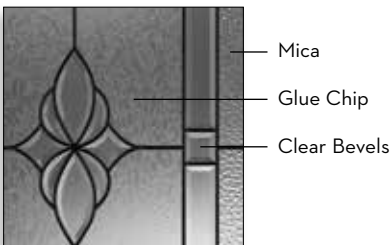
O842RD** Brass



O718 Zinc



O764 / 1842OV / O764 with Transom Zinc



Shown in Patina

Niagara	0718	0836	2036	2236	0848	2248	0764	1842OV	0842RD	221OSB
Brass	☐	☐		☐	☐	☐	☐	☐	☐	☐
Patina	☐	☐	☐	☐	☐	☐	☐	☐	☐	☐
Zinc	☐	☐	☐	☐	☐	☐	☐	☐	☐	☐

NOTE: Transom available. Please refer to page 50 for more information

PRIVACY



● Privacy Guide. See pages 4 and 5.

**Shown in a steel door, Not available in fiberglass



Glass size: O764 / 2264 / O764
with Transom
Door: Fiberglass DRG40
Sidelite: Fiberglass SLGOO



1479+ / 1842OV / 1479+



2210C



O836 / 2236



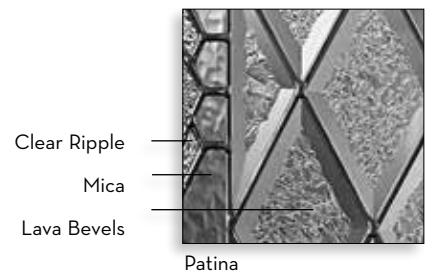
2248 / O848

Canterbury	0836	2236	0848	2248	0764	2264	1842OV	2210C	1479
Patina	□	□	□	□	□	□	□	□	□

NOTE: Transom available. Please refer to page 50 for more information.

PRIVACY 8


● Privacy Guide. See pages 4 and 5.
+ Direct set sidelite. Glass only.




Glass size: 0764 / 2515* / 0764 Obscure
 Door: Fiberglass DRG6C w/ Dentil shelf
 Sidelite: Fiberglass SLGOO

PRIVACY 8

Obscure



Obscure Etch
 Clear
 V-Groove
 (3/8" - 9.5mm)
 Clear



Clear

PRIVACY 1


Riverton doorlites also available in Low E. However some exceptions may apply. Contact your dealer for more details.

* Shown in the Plastpro Craftsman 6 panel fiberglass door. Only available in 2/10 & 3/0 x 6/8. Not available in steel. Shown with Dentil Shelf option.

● Privacy Guide. See pages 4 and 5.



0836 / 2236 / 0836 Obscure



2064 or 2264 Obscure



2064 or 2264 Clear

Riverton	0836	2236	0764	2064	2264	2515
V-Groove Obscure	☐	☐	☐	☐	☐	☐
V-Groove Clear				☐	☐	

NOTE: Transom not available for this design.



O836 / 2236 / O836 with Transom Brass




O764 / 1842OV / O764 Zinc



2248 Brass

▲ Glass size: O848 / 2248 Zinc
 Door: Fiberglass DRS49
 Sidelite: Fiberglass SLS49



Glue Chip
 Clear Bevels

Shown in Brass

Star	0836	2236	0848	2248	0764	1842OV
Brass	☐	☐	☐	☐	☐	☐
Zinc	☐	☐	☐	☐	☐	☐

NOTE: Transom available. Please refer to page 50 for more information.


PRIVACY 4

● Privacy Guide. See pages 4 and 5.

Mid-Century Modern Designs



Glass: 2203 Clear LoE
with MCM frame
Door: Fiberglass DR500



0764



0806



2214



2203



0808

Optional Frames


With a clean profile and a smooth white finish, our new frames truly completes the Mid-Century Modern look. Unlike other frames, this new design hides all screw or plug from exposure.

Front View

Back View



Glass Options*



Satin Etched




Sable




Sea Spray



Kasumi



Narrow Reed



Cross Reed

*Decorative options available in 0764 and 2214 designs. Contact your local dealer for more information.

Glass: 0764 Artisan
with MCM frame
Door: Fiberglass DR500


Internal Blinds Between Glass



MAINLITES



2036 or 2236



2248



2064 or 2264




2080 or 2280 (8ft entry)


SIDELITES




O836



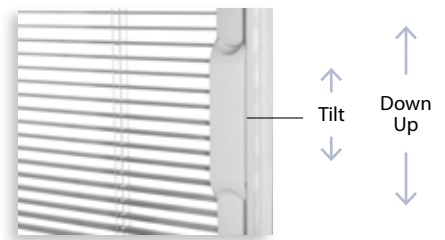
O848



O764



O880



PRIVACY  - 

BENEFITS

- Blinds between glass require no dusting
- No exposed cords
- Sealed glass unit increases energy efficiency
- One control system provides raise/lower AND tilt options in one easy operator design
- Available in Low E & Clear Glass*


*Contact your dealer for a complete list of sizes and glass options available in your area.



VENTING

Half-Vent complete with removable screen

- Maintenance free frame
- True half venting lite allows for maximum ventilation
- One piece screen can be easily removed
- Eliminates the need for a storm door
- Available in Low E & Clear Glass*



Half vent with removable screen

*Some items are special order. For a complete list of sizes, glass and grid options available in your area, contact your dealer for more information.

STANDARD GRIDS

Indicate bar preference when ordering.



5/8" x 1/4" Flat Bar White



5/8" x 5/16" Contour Bar White (Georgian Bar)



2036 or 2236 Clear 1



2236 Internal Grid 12L 1



2236 Rain 9

Close up detail: Rain 9



2248 Clear 1



2248 Internal Grid 12L 1



2064 or 2264 Clear 1



2064 or 2264
Internal Grid 18L 1

Clear and Internal Grid Doorlites



764 / 2064 or 2264 / 764 White Internal Grid

Need more performance in your doorlite... Consider

Cardinal LoE²-272 Glass

Available in the clear and white internal grid options, the insulating value of Cardinal's LoE²-272 patented coating is nearly double that of an ordinary insulated glass unit. In winter, LoE²-272 reflects heat back into the room. In summer, it rejects the sun's heat and damaging UV rays. The coating is virtually invisible to the eye yet blocks 84% of the sun's harmful ultraviolet rays. In fact, LoE²-272 is the clearest, highest performing glass you can buy.



Some items are special order. For a complete list of sizes, glass and grid options available in your area, contact your dealer for more information.

CLEAR ONE LITE




2236



0718



0836



2236



0848



2248



0764



2064



2264



2208



2214**



2515*



2210SB



0880 (8ft)



2080 (8ft)



2280 (8ft)


Want privacy in your doorlite... Consider these obscure glass options




Delta Frost



Glue Chip



Narrow Reed



Pinhead (P516)



Rain




Satin Etch



* Shown in the Plastpro Craftsman 6 panel fiberglass door. Only available in 2/10 & 3/0 x 6/8. Not available in steel.

** Shown in a steel door. Not available in fiberglass.

TRADITIONAL



2236 9L



O836 3L



2236 9L



O848 4L



2248 12L



O764 5L



2064 15L



2264 15L



2214** 3L



2214** 6L



2515* 3L



2515* 6L




2210SB 4L

* Shown in the Plastpro Craftsman 6 panel fiberglass door. Only available in 2/10 & 3/0 x 6/8. Not available in steel.

** Shown in a steel door. Not available in fiberglass.

PRAIRIE



2236 9L



O836 6L



2236 9L



O848 6L



2248 9L



O764 6L



2064 9L



2264 9L

STANDARD GRIDS

Indicate bar preference when ordering.



5/8" x 1/4"
Flat Bar White



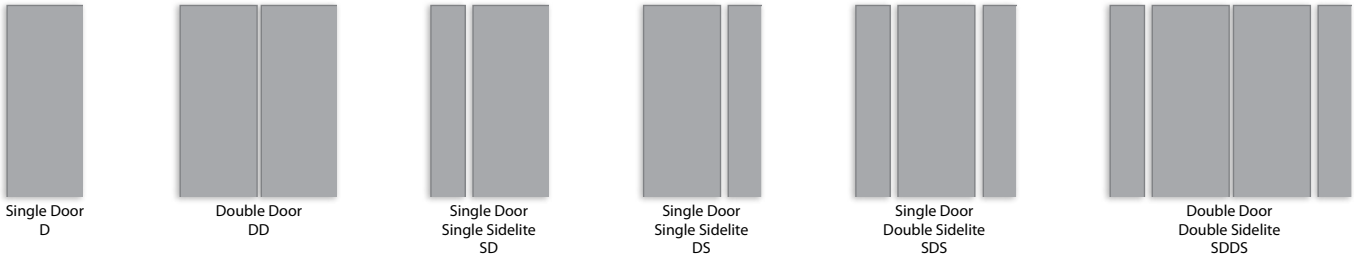
5/8" x 5/16"
Contour Bar White
(Georgian Bar)

SPECIAL ORDER GRIDS

Additional grid options available in various colours, sizes and patterns, contact your dealer for more information

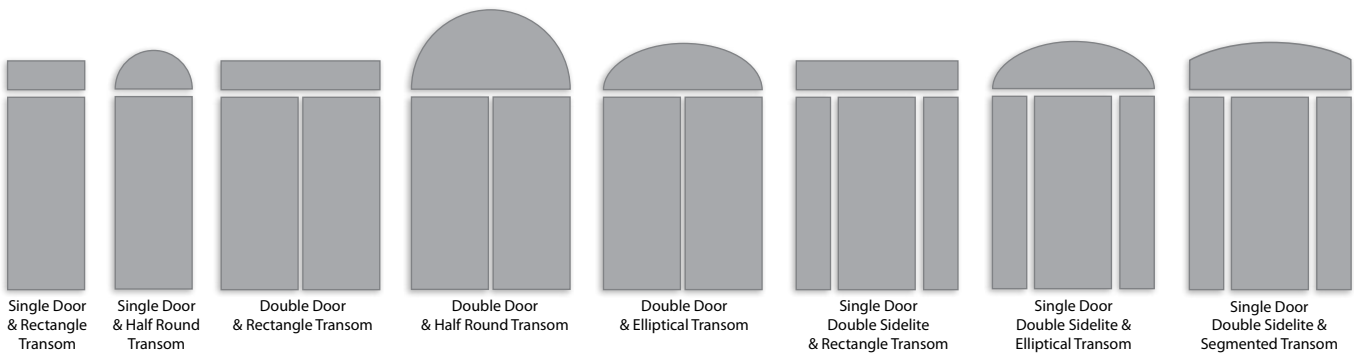
DOOR ENTRIES

The following drawings represent the more commonly used door and sidelite entrance configurations. Our doorlites come in a variety of sizes as well, so we recommend that you speak with your dealer to determine what combinations will work best for you and your entrance.



TRANSOMS

Whether you have a single door or something more, transoms are another way to allow more light into your home. Your transom requirements may well be unique to your particular situation. At Trimlite, we recognize this. So, we make every transom to your specifications, giving you the flexibility to choose the design* you want in the shape you need. Rectangle, half round, segmental or something else... let's create the design and shape that will be perfect for you!






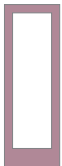









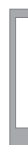

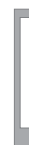




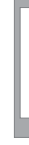




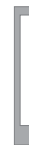



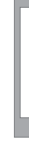



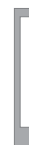






Note: Transoms are a Special Order item. Please contact your dealer for availability.


*Some designs are not available. Please consult our product brochure for availability.

Doorlites featured in either smooth (white) or woodgrain (stained) fiberglass doors. Some exceptions apply. Door slabs supplied by Plastpro, inc., a leading manufacturer of fiberglass door products. Contact your dealer for a complete list of Plastpro products available in your area.



Design your entrance using the following suggestions as your guide. Contact your dealer for more information.

DOOR	SIDELITE OPTIONS	DOOR	SIDELITE OPTIONS
 O718	  O836 O764	 2080 or 2280	 O880
 O836x2	  O836 O764	 2208	  O836 O764
 2036 or 2236	  O836 O764	 2214	 O764
 O848x2	  O848 O764	 2515	 O764
 2248	  O848 O764	 O842RD	 O764
 O764x2	 O764	 1842OV	 O764
 2064 or 2264	 O764	 2057OV	 O764
 O880x2	 O880	  2210SB 2210C	  O836 O764

 Indicates an 8-foot High Entrance

RD: Round Top **OV:** Oval **SB:** Sunburst Top **C:** Camber Top

Size Specifications

Please refer to the following guide to confirm what sizes are available in our different product choices. Contact your dealer for product availability in your area.

NAME	PAGE	SIZES																Privacy										
		0718	0836	2036	2236	0848	2248	0764	2064	2264	0880 (8ft)	2280 (8ft)	2208	2214	2515	0842RD	18420V		20570V	2210SB	2210C	1479	Transom	Brass	Patina	Zinc	Forged Iron	
Adelaide	14	■		■	■	■	■		■				■	■						■	■	■		■				8
Artisan	20	■	■	■	■	■	■	■	■	■	■			■	■							■	■		■			7
Auburn	12	■		■	■	■	■		■					■	■						■		■		■			7
Bevel*		■		■				■	■	■																■		1
Canterbury	39	■		■	■	■	■		■							■					■	■	■		■			8
Danbury	18	■		■	■	■	■		■					■	■							■			■			7
Everton	34	■		■	■	■	■		■			■			■	■					■		■		■	■		7
Harlow	22	■		■	■	■	■		■					■	■							■	■		■			8
Hollister	10	■		■	■	■	■		■					■	■								■		■			7
Lancaster	24	■	■	■	■	■	■		■														■		■	■		5
Lexington	28	■		■	■	■	■		■			■	■	■								■	■		■	■		5
Madison	25	■		■	■	■	■		■							■												8
Modena	8	■		■	■	■	■		■	■	■			■	■								■		■	■		7
Monte Carlo*		■	■	■	■	■	■										■	■								■		7
Niagara	38	■	■	■	■	■	■									■	■						■	■	■	■		7
Pinehurst	36				■	■	■	■	■														■				■	9
Riverton Clear	40								■	■																		1
Riverton Obscure	40		■		■			■	■	■					■													8
Royston	30	■		■	■	■	■		■					■	■	■							■		■			8
Savannah	31	■		■	■	■	■		■					■	■	■							■		■	■		7
Star	41	■		■	■	■	■									■							■			■		4
Verona	37					■	■	■		■													■				■	6
Waterton	32	■		■	■	■	■		■	■	■	■	■	■	■								■	■		■		5
West Coast*		■	■	■	■	■	■											■	■				■	■		■		6

*Bevel / Monte Carlo / West Coast: Not shown in brochure but available on our website. Contact your dealer for availability.


Due to ongoing product development we reserve the right to make changes in design, materials and specifications without notice.



Glass: 2214 Satin Etched



Glass: 0764 Royston



Glass: 2515 Royston w/ transom



Canada

WEST

SURREY, BC

T 604.533.4111

TF 877.933.4111

F 604.533.2026

EAST

BURLINGTON, ON

T 905.335.1559

TF 888.335.1559

F 905.335.6464

DEALER STAMP

DL:1

www.trimlite.com

info@trimlite.com

