

2015

2015

# Full Line Catalog



Building Value  
Into Building Products®



# Solid. Soft. Risky.

## Three words that say a lot about ODL.

At ODL, our work culture is best described by three words: **solid, soft, and risky.**

70 years ago, the ODL company took form in Founder Cy Mulder's home in Zeeland, Michigan. It started as a local company, solidly Midwestern and solidly small-town.

In the early 60s, Cy's son Larry took leadership of the company. He expanded the ODL community, hiring employees from outside the Zeeland area and outside the industry. We grew into a solidly diverse organization, one that also reflected the varied perspectives and tastes of our customers worldwide.

**Solid also means strong** R&D and manufacturing teams that design and build quality products.

But products are only one part of the story. Our promise of great customer service is another.

So is maintaining a financially solid business that will be around for our customers.

You can be confident in doing business with us.

**ODL is soft around its edges.** Cy was a compassionate man who willingly helped ODL's employees, neighbors, and community. Even as we grew, we continued to count community involvement among our core values. Watching out for each other and for the neighborhood is an attitude still very much alive within the ODL family, whether that neighborhood is Zeeland, Michigan, or Matamoras, Mexico.

**A solid business with a strong workforce can also stand some risk,** and ODL is not adverse. Advances in technologies, processes, and materials mean growth, even if there is risk associated with it.

Today, with Larry's son Jeff at the helm, we keep our sights on what's ahead and take risks.

It is how we grow, innovate, and add value for our customers.

**Solid, soft, and risky.** Traits that shape our relationships with each other and our commitments to our customers. And how we build value into building products.



Building Value  
Into Building Products®

Cover Image:  
**NEW** Fairview Glass Design, Full Doorlight 686-FRV  
On the Shores of Lake Michigan, Holland, MI

# Commitment and responsibility

**...keep ODL working hard and exploring new opportunities.**

From the shores of Lake Michigan to homes across America, ODL is committed to building quality into the products we make and the services we extend. Quality takes form in the construction and material choices of our home building products, but also in the experiences our customers, employees, and business partners have when doing business with ODL. **We take pride both in what we do and how we do it.**

We're also committed to keeping our sights on what's ahead and taking opportunities to build our business and grow our product offering. Research and user testing helps us anticipate consumer needs and design trends.

**Carrollton**  
Full Doorlight 686-CRL

**We're committed to providing our customers with innovative products that improve their homes.**

**ECLECTIC STYLE** PAGES 24-31

**CONTEMPORARY STYLE** PAGES 32-47

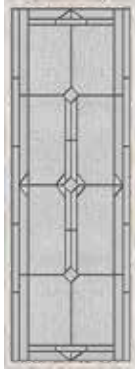
**ARAGON**  
PAGE 25



**MOHAVE**  
PAGES 26-27



**NEW**  
**TRILLION**  
PAGES 28-29



**BELLFLOWER**  
PAGES 30-31



**ENTROPY**  
PAGES 34-35



**DELRAY**  
PAGES 36-37



**NEW**  
**RENEWED IMPRESSIONS**  
PAGES 38-39



**IMPRESSIONS**  
PAGES 40-41



**CLASSIC STYLE** PAGES 62-89


**CADENCE**  
PAGES 64-65



**EXPRESSIONS**  
PAGES 66-67



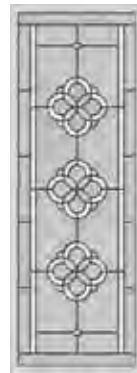
**LEGACY MASTER**  
PAGES 68-69



**PIÑA**  
PAGES 70-71



**TIERNA**  
PAGES 72-73



**HEIRLOOMS**  
PAGES 74-75



**NEW**  
**MEMORIA**  
PAGE 76-77



**OLD WORLD STYLE** PAGES 90-107

**VERANDA**  
PAGES 92-93



**PARIS**  
PAGES 94-95



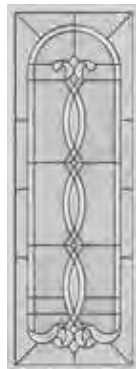
**CATALINA**  
PAGES 96-97



**JACINTO**  
PAGES 98-99



**AVANT** PAGES 100-101




**MEDITERRANEAN** PAGES 102-103



**ELEGANT STAR** PAGES 104-105



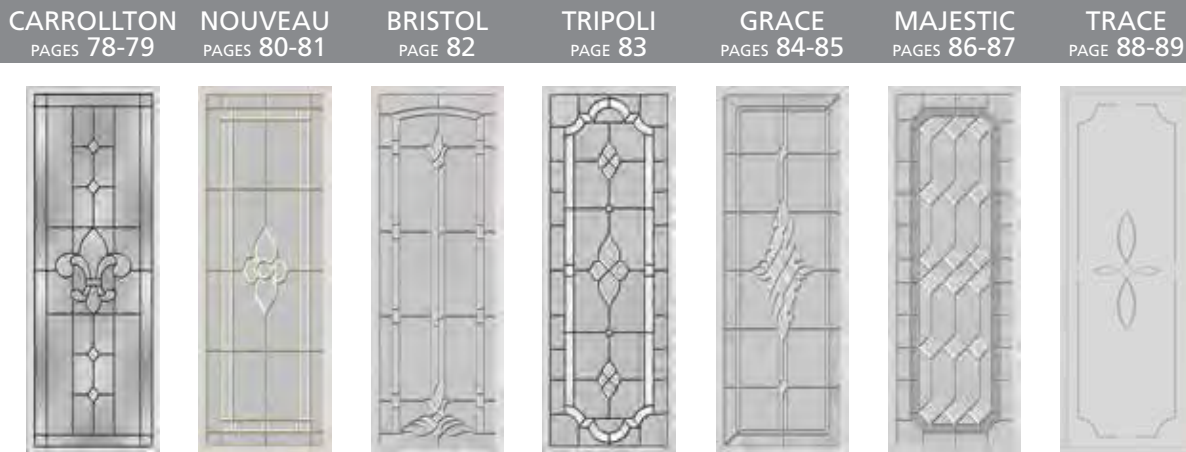
**MEDALLIA** PAGES 106-107



CONTEMPORARY STYLE CRAFTSMAN STYLE PAGES 48-61



CLASSIC STYLE



**INSIDE ODL** 6-7

SPOTLIGHTS™ Doorglass ..... 8-11

YOUR DOOR STYLIZER™ ..... 12-13/146-147

    Create Your Dream Entryway

ON HAND™ ..... 14-17

    In-Door Storage & Communication System

**NEW** BRISA Retractable Screen Door ..... 18-19

About Decorative Doorglass ..... 20-21

Custom Doorglass Program ..... 22-23

**IMPROVED** TriSYS® Frame ..... 140

PRODUCTS FOR THE HOME

Severe Weather Doorglass ..... 108-115

Enclosed Blinds ..... 118-119

Simulated Divided Lights ..... 122-123

Privacy Glass Series ..... 124-127

Grilles Between Glass ..... 128-133

Vents ..... 134

Cut Crystal ..... 135

Clear & External Grilles ..... 136-139

More about ODL Products..... 141-145



**BRISA**  
Retractable Screen Door



**INNOVATIVE**  
Spotlights Doorglass



**IMPROVE**  
Renewed Impressions  
with Nickel Caming



**BRISA Retractable Screen Door**  
Single Door

# Research, design, improve, innovate

## This is what ODL does

7

Understanding market and economic trends, home and fashion styles, regional and generational patterns is key to ODL's leadership in the industry. Research is also key to ODL innovation, whether it is the materials that go into our products, the technologies that help to build them, or discovering new markets.

**BRISA Retractable Screen Doors** offer a fresh approach to traditional screen doors.

The innovative E-Z Glide System provides a smooth and steady screen operation.

Thirty minutes is all it takes to install BRISA Retractable Screen Doors.

One tool, eight screws and your new door is secure.

**Spotlights™ Doorglass** is designed for homeowners who appreciate architectural history and good design; it reflects a growing trend for historically authentic home renovations.

ODL's **TriSYS® Frame System** just got better! Our unique inner frame clip system is now manufactured with a thermoplastic elastomer gasket for increased thermal performance against extreme temperatures and is air- and water-tight. With its high-performing, three-frame design, easy assembly, dry glaze seal, and no screw hole plugs, the TriSYS Frame System continues to be the most innovative frame system in the industry.

We continue to keep an eye on what's new and apply our industry experience and design expertise to offer quality products that meet consumers' demands and stand the test of time.

# Spotlights™

D O O R G L A S S

*Authentic Design for the Architecture Enthusiast*

## Introducing Spotlights™ Doorglass by ODL®

We like to think of your entry door as the spotlight to your home. It says a lot about you and your eye for detail in every aspect of your home's design.







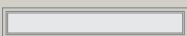
CHAIN LINK (4) Model 841 units

8

## True to Form

Materials recall those used in home construction from the 1920's on. Clear, cubed, frosted glass, and perforated metal connect to architecture and home design. The white, modern profile PVC frame can be painted to match your new door design. Mix and match glass textures, metal, and size models to create your own unique configuration.



MODEL	SHAPE	SIZE	CLEAR	FROSTED	CUBED	CHAIN LINK
840		12"x 12"	●	●	●	●
841		7-1/2"x 7-1/2"	●	●	●	●
842		22"x 3-1/2"	●	●	●	●





**CLEAR GLASS** (10) Model 842 units

Spotlights doorglass provides you the flexibility to achieve your design goals and heighten your home's curb appeal.

Mix and match shapes, sizes and doorglass textures to achieve the unique look you desire.

# Mix & Match



**Cubed Glass**  
(3) Model 842 units



**Chain Link Glass**  
(4) Model 841 units

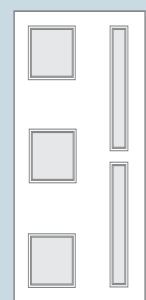
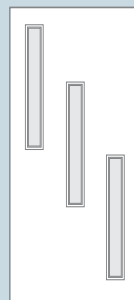




**Clear Glass**  
(5) Model 842 units



**Frosted Glass**  
(3) Model 840 units

CONFIGURATION  
POSSIBILITIES:



# Spotlights™

D O O R G L A S S

*Authentic Design for the Architecture Enthusiast*

If you're inspired by the character of your home, Spotlights doorglass is for you.

Spotlights is designed for homeowners who appreciate the history of architecture and the spirit of good design. Spotlights puts a focus on the growing trend for renovations and remodels that are done with class and top-notch materials and provides a doorglass solution that is constructed with the performance features and sense of unique style that savvy homeowners want.

10

## Keep it Real

### True to Form

Spotlights offers authentic designs that fit the style of your home, whether Craftsman, Georgian Revival, Mid-Century Ranch, Dutch Colonial, Bungalow, or Contemporary. With Spotlights, you can keep your home true to its roots and also heighten its curb appeal.

### TIMELINE: U.S. HOUSING STYLES



craftsman

colonial

revival

mid-century modern

1910's

1920's -  
1930's

1940's

1950's

1960's

## Keep It Real

Spotlights doorglass takes an honest approach to materials and design. Clear, cubed, and frosted glass; perforated metal inserts; and flush frame profiles provide the clean, uncluttered, and functional characteristics you're looking for in your home.

## Fit the Bill

Spotlights gives you options that make it easier to meet your renovation or construction goals. Choices in doorglass styles, shapes, sizes, and configurations give you design and price flexibility. Spotlights speaks to your design smarts without breaking your budget.

## Heighten the Performance

Insulated glass and a well-constructed frame unit make Spotlights doorglass an energy-efficient choice. Design the level of privacy you'd like in your entry door as well as the level of visibility and natural light into your home. Spotlights includes small and large sizes, horizontal and vertical shapes, and options for the number, orientation, and type of doorglass.



SCAN WITH YOUR  
SMARTPHONE or go to  
[odl.com/spotlights2015cat](http://odl.com/spotlights2015cat)

# Fit the Bill

11

## Put the spotlight on:

Your style. Your price. Your architectural expression.

Your sense of design history. Your memories of homes you grew up in.

Your entry door. Your home.



ranch

1970's

split-level

1980's

suburban modern

1990's

eclectic

2000's

and beyond

**YOUR DOOR STYLIZER™ is a tool that lets homeowners create their dream entryway.**

Users can upload a photo of their home or choose a home from the sample gallery to customize their entryway in one of the project options: replace glass, add glass or replace your door. Users then progress through a series of steps to select the doorglass style or option that best suits their needs.

Learn more at [ODL.com](http://ODL.com)

SCAN WITH YOUR  
SMARTPHONE or go to  
[odl.com/stylizer2015cat](http://odl.com/stylizer2015cat)



# Before and After



**REPLACE  
GLASS**  
IN YOUR DOOR



**ADD  
GLASS**  
IN YOUR DOOR



**REPLACE  
YOUR DOOR**



**After: MOHAVE**  
Full Doorlight 686-MOH

**Before:**  
6-Panel Fiberglass Door





**BEFORE**  
6-Panel Door with Clear Sidelights

With the  
**YOUR DOOR STYLIZER™**  
your dream entryway  
is only steps away.

A beautifully designed entry sets the stage for the rest of the home. It tells the world something about who you are. And creates a welcoming passage from public space to private abode. Nothing does that better than handcrafted doorglass. It's a wise investment that improves the look and value of your home and adds beauty to everyday living.



**AFTER: Grace**  
Full Doorlight 686-GRC  
Full Sidelights 690-GRC

Consumer research shows that homeowners and non-homeowners believe that decorative doorglass enhances a home's appearance and value.

# In-Door Storage and Communication System

ON HAND™ is a game changing innovation that provides built-in storage and a customizable communication system.

With the ON HAND In-Door Storage and Communication System, you now have an opportunity to take part in the growing storage and organization market. It's as simple as starting with ODL innovation and an interior door.




ON HAND's storage cabinet is an adjustable, flexible, organized system of four shelves, support bar and three hooks that work together to hold items of countless shapes and sizes. The support bar can be used with the hooks to hang light-weight items. Or use without the hooks as a retaining bar to keep taller items in place.

# Store



Storage Side



Communication Side

15

# Organize

ON HAND offers countless options for adjusting and customizing the shelves, support bar and hooks. Watch cluttered spaces become organized spaces so you can arrange and re-arrange items exactly the way you want them.



Storage Side



Communication Side

**ON HAND starts with an interior door and transforms it into much, much more.**

Unused spaces become storage spaces in areas where built-in storage is needed.

The ON HAND activity panel is a personal self-expression tool and is available in two options. Choose from the dry-erase writeable markerboard with deco board behind the glass or the magnetic chalkboard option. Both give you the opportunity to create, personalize and express your individuality.



# Create and Communicate

ON HAND's activity panel is your home's communication central. Choose one of the activity panel options: the writable, erasable glass marker board with the deco display board or the magnetic chalkboard. Either offers you an approach for creative expression and communication.

To personalize the deco board, simply remove the glass marker board activity panel and engage your imagination. Create a visible scrapbook, a seasonally themed display, a photo album, a doodle board—the options are limitless.



Communication Side



Communication Side

Everything you need to get you storing, organizing, creating and communicating.



# ON HAND Door Assembly

Begin by choosing the configuration that is right for your installation. Select the **ON HAND Door Assembly** if you require both a pre-hung door unit and the **ON HAND In-Door Storage and Communication System**.

**Designed for customization and organization anywhere in the home.**



Pre-Hung Door Assembly

ON HAND  
In-Door System

## How it works

### Door Considerations

The ON HAND flush solid core interior door is a standard 6'8" high, 1-3/8" thick, and is offered in 28", 30", 32", 34", and 36" widths to fit your frame opening. The pre-hung door jamb comes in either a 4-9/16" flat or split version and is available with brass, nickel or patina hinges.

Pre-Hung Flat Jamb  
Door Solution




Pre-Hung Split Jamb  
Door Solution with Casing



### System Components

**ON HAND Door Assembly** includes a pre-hung door and an **ON HAND In-Door Storage and Communication System**.

- (a) Cabinet
- (b) Cabinet Backer
- (c) Cassette Frame
- (d) 4 Shelves
- (e) 1 Support Bar
- (f) 3 Hooks
- (g-1) Glass Marker Board  
Activity Panel
- (h) Deco Board  
or
- (g-2) Magnetic Chalkboard  
Activity Panel





# BRISA

Retractable Screen Door

## Discover Brisa's Fresh Approach.

Brisa Retractable Screen Doors offer homeowners a fresh approach to traditional screen doors. Like hinged screen doors, Brisa allows fresh air to circulate into the home. But Brisa does that without all the banging and slamming and in-the-way hassles of a traditional hinged screen door.



18

## A fresh approach to fresh air

### More Gliding. Less Slamming.

The innovative E-Z Glide System provides a smooth and steady screen operation.

The ergonomically designed latch/lock handle offers simple and secure one-hand operation.

### Durability has never been so beautiful.

A symmetrical design and neutral material selections coordinate with the brick or wood molding of your home's architecture.

Durable painted surfaces and rust-free aluminum housing and track require no maintenance.

### If you have 30 minutes, we have the solution.

Brisa is smartly designed with ease of installation in mind. No metal cutting is required and only one power driver tool is needed to install five components in only 30 minutes.

Available colors



White




Bronze



Sandstone



Quick-Snap Track for easy installation.



Subtle woven stripes prevent screen walk through





SLIDING DOOR



DOUBLE DOOR



SINGLE DOOR

Brisa single door, double door and sliding retractable screen doors can be used on in-swing or out-swing doors.

# We know Doorglass.

**For 70 years, ODL has specialized in doorglass.** That experience is evident in the quality of handcrafted glass, cut and shaped in a range of styles to match a diversity of homeowner's design preferences across the country. ODL's experience is also reflected in the quality of doorglass construction: two panels of tempered safety glass, insulated for air- and water-tight performance. When you look at any one of our decorative doorglass products, you see a cohesive design, but many individual elements come together to create that design.



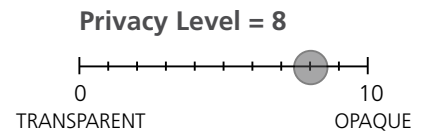
**Here are some of the things you need to consider when making your doorglass selection.**

## Decorative Doorglass

### Light & Privacy Levels

Each doorglass design varies in the amount of light it transfers and privacy it affords. We assign a numerical privacy level to each doorglass, from a 0 for low-privacy transparent glass to a 10 for high-privacy opaque glass.

Do you want more natural light carried through the doorglass?  
What level of privacy or openness do you want in your doorglass?



### Glass Textures

The texture and surface of handcrafted glass offers you aesthetic elements such as depth, dimension, and contrast. It also contributes to light and privacy levels.



### Price Level

Homeowners can also select decorative doorglass in a price range that suits their budget. Four levels, from the higher range Group A to the lower range Group D, are offered based on doorglass design and materials.

What is your budget? Are you planning to invest long-term value in your home?

## Architectural Style

Five distinct architectural styles are reflected in our decorative doorglass offering that reflect a home's architecture and décor.

**Classic** PAGES 62-89

**Contemporary** PAGES 32-47

**Craftsman** PAGES 48-61

**Old World** PAGES 90-107

and **Eclectic Collections** PAGES 24-31

What is the architectural style of your home?

What are your design preferences? Modern, traditional, or somewhere in-between?

## Finishes

Doorglass finishes, also known as coming, refer to the metal work that joins together the glass elements. Finishes are an important consideration, as they contribute a good deal of the visual style of your doorglass design. We offer a wide selection of finishes for each design to give homeowners options for matching door hardware, light fixtures, or interior furnishings.

Do you prefer a bright metal finish or a matte finish?

Are you matching your doorglass finish to other elements of your door or home entryway?



## Glass Variation

Decorative glass is handmade by skilled craftsman, and it is subject to variation. Each piece of glass is cut and individually positioned into the coming to create the decorative design. In the tradition of decorative glass creation, glass fits into the coming but is not cemented into the coming. Therefore the decorative glass panel is subject to some movement and sound (usually more of a "tinkling" sound); this is not considered a defect.

## Shapes, Sizes and Configurations

Our doorglass designs are offered in several sizes from a partial-view to a full-view glass door. We also offer sidelight and transom glass. A selection of shapes, as well, offers plenty of options on your design preference and amount of natural light you're looking for.

Are you replacing an existing doorglass with a new one of the same size?

Are you including matching sidelight and transom glass?


## Delivery Options

**If you need your doorglass in a hurry, you can select from our ODL24 line.** This offering features many of our most popular designs widely available in regional distribution centers around the country. ODL24 products typically ship within 24 hours of order placement.

Contact your Customer Service Representative to learn more about ODL24 qualified families and frame options.

# Custom Doorglass Program

From selecting an existing doorglass design and modifying the finish, glass colors, or opacity level, to modifying the size, to adding new design features into an existing pattern, ODL has options.

Look for the Customize icon  to determine which designs can be customized.

We can also help when you have a great idea for your own unique design.

22

## A spectrum of custom capabilities

**Our custom program is scalable, flexible, and based on the spectrum of customer requests.**

**Standard Design**



**Nouveau Design  
Patina Caming**

**Modified Glass Textures  
and Added Jewels**



**Nouveau Design  
Nickel Caming**

**Modified Bevels,  
Glass Textures and Color**



**Nouveau Design  
Nickel Caming**

**Modified Caming  
and Glass Textures**



**Nouveau Design  
Copper and Nickel Caming**

We also offer a number of clear, colored, and textured privacy glass options for both standard and custom size doorglass. Choose from a variety of grille widths and colors to customize your Grilles Between Glass.

**Choose a design from our offering or create your own.**

# When you want something uniquely your own.

YOUR FINISHED DOOR

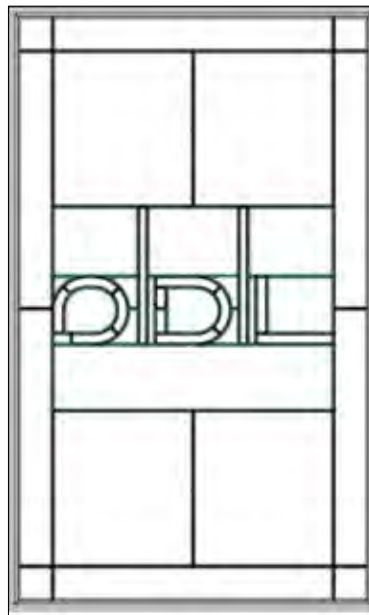


## Create a design

23

Turn your design into your signature doorglass.

YOUR CONCEPT DRAWING



**Put your unique design interpretation on your front door.**

Our Customer Service team is here to help you move quickly and smoothly through the design, quotation, ordering, and shipping process. Our broad offering of coming finishes, glass textures and colors will allow you to choose just the right details for your design.

### Need some help?

Do you have a good idea for your doorglass, but aren't sure where to start? Our Customer Service Team will help you get started. Call us at 1.800.253.3900.

Designs  
that blur  
the lines



24

# Eclectic

Celebrate your unique point of view. Our Eclectic Collection mixes and matches styles and genres, but always follows the fundamentals of good design.

This collection is for the homeowner who has diverse tastes and an eye for combining textures and patterns in interesting ways.




Blended Cultures  
Combined Forms  
Historical Elements

**Aragon**  
Full Doorlight 686-AG  
Full Sidelights 694-AG



Privacy Level = 7



ECLECTIC STYLE

Price Group A

- 1. Micro-Granite Glass
- 2. Granite Glass
- 3. Thin Reed Glass
- 4. Bronze Soft Wave Glass
- 5. Clear Bevels



OIL-RUBBED BRONZE CAMING




Aragon

25

# Aragon

Aragon captures the blended elements of our Eclectic Collection and your home's originality. The doorglass's intricate pattern is a weave of bevels, textures, and bronze shades, accented with an oil-rubbed bronze caming. Aragon offers a high privacy level.

©2008 ODL

Customize 

2015 Energy Star Compliant 



607-AG



422-AG



686-AG



694-AG  
690-AG



©2011 ODL


ECLECTIC STYLE

Price Group B



OIL-RUBBED BRONZE CAMING

Privacy Level = 7



- 1. Micro-Iced Granite Glass
- 2. Gray Soft Wave Glass
- 3. Bronze Soft Wave Glass
- 4. Pale Amber Soft Wave Glass
- 5. Clear Bevels
- 6. Streamed Glass
- 7. Small Hammered Glass



# Mohave

Shades of the desert accent your home's entrance door. A blend of amber, bronze, and gray shades and a mix of translucent, clear, and textured glass make a truly Eclectic statement. Mohave features an oil-rubbed bronze caming and high privacy level.



684-MOH  
672-MOH



607-MOH



686-MOH  
687-MOH



612-MOH



493-MOH



692-MOH



422-MOH



694-MOH  
690-MOH



Mohave

27

**Mohave**

Full Doorlight 686-MOH




ECLECTIC STYLE

Price Group B




PATINA CAMING

Privacy Level = 8

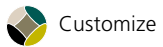


- 1. Rain Glass
- 2. Micro-Iced Granite Glass
- 3. Clear Bevels



# NEW Trillion

The brilliant sparkle of the trillion cut is celebrated in this Eclectic doorglass. Trillion's clear bevels, textured rainglass, and patina caming create a striking, yet balanced design. Trillion offers a high level of privacy.



684-TRL



607-TRL



686-TRL



692-TRL



422-TRL



694-TRL  
690-TRL



**Trillion**

Full Doorlight 686-TRL

Full Sidelights 694-TRL



©2010 ODL

ECLECTIC STYLE


Price Group C



PATINA CAMING

\*Variation in color intensity, graining and swirl pattern make each handcrafted Bellflower design unique.

Privacy Level = 8



- 1. Clear Bevels
- 2. Yellow Swirl Glass\*
- 3. Ruby Red Soft Wave Glass
- 4. Olive Soft Wave Glass
- 5. Thin Reed Glass
- 6. Hammered Glass



# Bellflower

Bright bursts of color and patina caming make Bellflower a perfect fusion of tradition and surprise and also a cheerful addition to your home. The Eclectic design offers a high privacy level.

Customize

2015 Energy Star Compliant



521-BLF



662-BLF



814-BLF\*/866-BLF\*  
876-BLF\*



607-BLF



686-BLF



422-BLF



694-BLF/690-BLF  
819-BLF\*

\* Model 800 series Craftsman frames have a flat profile that is different from the traditional profile. Please note this when matching with sidelights.




**Bellflower**

3/4 Doorlight 607-BLF  
Full Sidelights 690-BLF



32

**Radiant Hues**  
Nickel Caming



**NEW Renewed Impressions**  
Nickel Caming



**Delray**  
Full Doorlight 686-DRY



**Entropy**  
Black Chrome



**Delray**  
Nickel or Patina



**NEW**  
**Renewed Impressions**  
Nickel




**Impressions**  
Cast Resin




**Radiant Hues**  
Nickel



**NEW**  
**Fairview**  
Chrome Aluminum



**Simplicity**  
Frosted & Grooved



# Contemporary

33

## Refreshing styles for today

Our Contemporary Collection is for the homeowner who lives in the now.

The collection reflects a modern design sensibility with its sleek styles and sculptural forms, quiet patterns and bold statements—all with an appropriately contemporary twist. Perfect for keeping your home's entryway fresh and current.

Modern • Contemporary • Urban Loft • Minimalist

Entropy

34

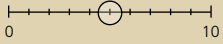
## Entropy

8/0 Full Doorlight 612-EN

8/0 Full Sidelights 493-EN (Left & Right)

Transom 516-CL

Privacy Level = 5




CONTEMPORARY STYLE

Price Group A

- 1. Clear Seedy Glass
- 2. Granite Glass
- 3. Clear Bevels
- 4. Clear Renaissance Glass



BLACK CHROME CAMING




Entropy

35

# Entropy

Sweeping, fluid forms define Entropy and your Contemporary design preferences. Circular patterns and black chrome caming add a dramatic flair, and clear, translucent, and textured glass provides a medium privacy level.



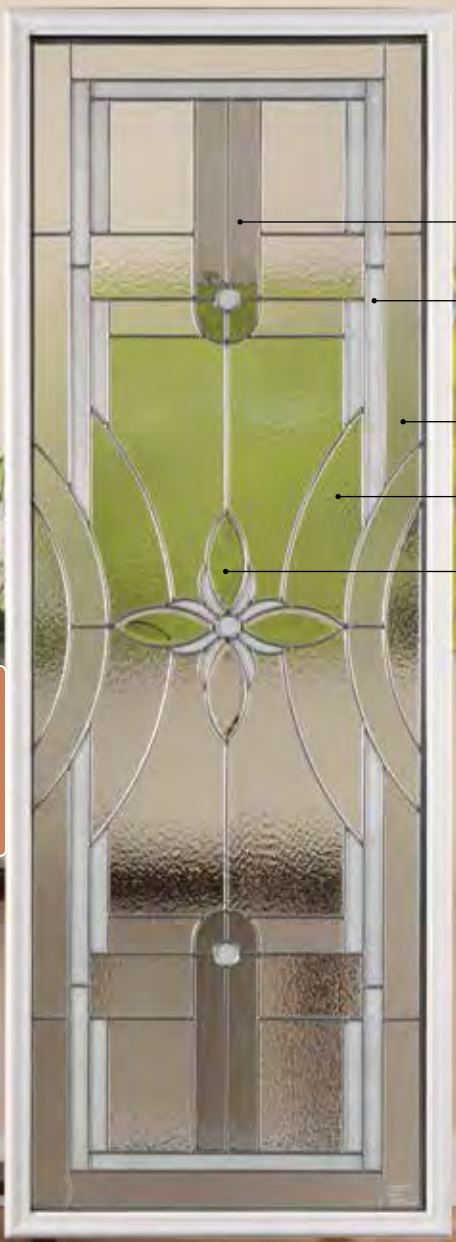
493L-EN    612-EN    493R-EN



694L-EN    686-EN    694R-EN  
690L-EN    687-EN    690R-EN

©2002 ODL


Customize



©2011 ODJ

CONTEMPORARY STYLE

Privacy Level = 7



Price Group B



PATINA OR NICKEL CAMING

1. Gray Soft Wave Glass
2. Alabaster Glass
3. Micro-Iced Granite Glass
4. Small Hammered Glass
5. Clear Bevels



# Delray

A sunny day in a quaint coastal Florida town is the inspiration for Delray. Its floral focal point is framed with a variety of sculptural glass shapes, textures, and choice of nickel or patina caming. Welcome your guests with this cheerful addition to your home. Delray's Contemporary design offers a high privacy level.



521-DRY



607-DRY



686-DRY



612-DRY



493-DRY



422-DRY



694-DRY  
690-DRY



7  
2  
3  
0

Delray

37

**Delray**  
Full Doorlight 686-DRY



©1999 ODL


CONTEMPORARY STYLE

Price Group B



NICKEL CAMING

Privacy Level = 7



- 1. Clear Bevels
- 2. Iced Granite Glass
- 3. Streamed Glass
- 4. Clear Renaissance Glass



# NEW Renewed Impressions

The sweeping floral patterns of our signature Impressions decorative glass are elegantly refreshed with nickel caming to create Renewed Impressions. The Contemporary design's textured surface offers a high privacy level.



Severe Weather Doorglass



Customize



2015 Energy Star Compliant



507-RLI



659-RLI



684-RLI



949-RLI



**Renewed Impressions**

Full Doorlight 686-RLI

Full Sidelights 694-RLI



686-RLI



612-RLI



493-RLI



692-RLI



694-RLI  
690-RLI




©1999 ODL

CONTEMPORARY STYLE

Price Group B

CAST RESIN

Privacy Level = 7

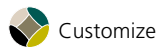


- 1. Clear Bevels
- 2. Iced Granite Glass
- 3. Streamed Glass
- 4. Clear Renaissance Glass



# Impressions

First impressions are lasting impressions. And with Impressions doorglass, they also communicate your design panache and your home's Contemporary aesthetic. Sweeping floral patterns create a beautiful entryway and provide a high privacy level.



507-LI



659-LI



684-LI



949-LI





**Impressions**

Full Doorlight 686-LI

Full Sidelight 694-LI



686-LI



612-LI



493-LI



692-LI



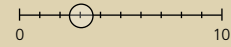
694-LI  
690-LI



©2000 ODL

### CONTEMPORARY STYLE

Privacy Level = 3



Price Group C



NICKEL CAMING

- 1. Clear Bevels
- 2. Clear Renaissance Glass
- 3. Gray Renaissance Glass



# Radiant Hues



Severe Weather Doorglass



Customize



2015 Energy Star Compliant

Radiant Hues appeals to your appreciation for both striking and subtle design. Geometric grids, beveled prisms, and a nickel finish give your entryway a Contemporary and quiet elegance. Radiant Hues has a low privacy level.



517-RA




507-RA  
521-RA



632-RA



662-RA



684-RA  
672-RA



607-RA



**Radiant Hues**

3/4 Oval Doorlight 949-RA

3/4 Sidelights 422-RA



949-RA



686-RA  
687-RA



612-RA



493-RA



692-RA



422-RA



694-RA  
690-RA

Fairview

44



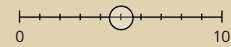
### CONTEMPORARY STYLE

Price Group C



CHROME ALUMINUM CAMING

Privacy Level = 5



- 1. Granite Glass
- 2. Streamed Glass
- 3. Clear Bevels
- 4. Alabaster Glass



## NEW Fairview

Fairview's uninterrupted sweeps and curves are made possible with aluminum caming, a fresh approach to doorglass caming material. This sleek Contemporary look features chrome finish, a striking textured glass surface, and a medium level of privacy.

©2014 ODL



684-FRV



686-FRV



692-FRV



694-FRV  
690-FRV



2708

**Fairview**  
Full Doorlight 686-FRV


Simplicity

46

**Simplicity**

Full Doorlight 686-SM


Privacy Level = 8



CONTEMPORARY STYLE

Price Group D

- 1. Frosted Glass
- 2. Grooved Glass



# Simplicity

2015 Energy Star Compliant

\* May not qualify with all doors and sidelights.

The name says it all: A simple pattern of frosted and grooved glass creates a high level of privacy and light diffusion while defining your style as Contemporary minimalist.



684-SM\*




692-SM\*



686-SM



694-SM  
690-SM



Prairie Bevel Glass Design  
Patina Caming

Flat-profile Craftsman frame available in Oak-grain, Mahogany-grain and textured white frame options. Screw hole covers for Craftsman frame include both pyramid and domed designs.


\* Model 800 series Craftsman frames are a flat profile that is different from the traditional profile. Please note this when matching with sidelights.



PYRAMID



DOMED



**Oak Park**

Half Doorlight 684-KP

Full Sidelights 690-KP



**Greenfield**  
Oil-Rubbed Bronze



**Oak Park**  
Patina




**Monterey**  
Satin Nickel  
or Patina



**Madison**  
Nickel Vein  
Wrought Iron



**Prairie Bevel**  
Patina



**Topaz**  
Patina



# CRAFTSMAN

49

Natural style,  
crafted beauty

Our Craftsman Collection celebrates the art of handiwork and the beauty of natural materials. Each doorglass design expresses simplicity of form through balanced, geometric patterns that will blend gracefully with the inside and outside of your home.

Prairie • Arts & Crafts • Craftsman • Bungalow • Mission

Greenfield

50



©2010 ODL


### CRAFTSMAN STYLE

Price Group A




OIL-RUBBED BRONZE CAMING

Privacy Level = 7

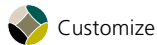


- 1. Pale Amber Soft Wave Glass
- 2. Olive Soft Wave Glass
- 3. Thin Reed Glass
- 4. Small Hammered Glass



# Greenfield

Hints of color within a simple geometric pattern create a subtle and warm welcome to your home. The oil-rubbed bronze caming reinforces Greenfield's handcrafted Craftsman design. Greenfield offers a high privacy level.



521-GRF




814-GRF\*/866-GRF\*/876-GRF\*



816-GRF\*



684-GRF/672-GRF



607-GRF

\*Model 800 series Craftsman frames have a flat profile that is different from the traditional profile. Please note this when matching with sidelights.




Greenfield

51

**Greenfield**  
 8/0 Door 3/4 Doorlight 686-GRF  
 8/0 Door 3/4 Sidelight 690-GRF



686-GRF/687-GRF



612-GRF



493-GRF



NEW


820-GRF\*



422-GRF



694-GRF/690-GRF



819-GRF\*

\*Model 800 series Craftsman frames are a flat profile that is different from the traditional profile. Please note this when matching with sidelights.



©2003 ODL

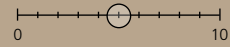
CRAFTSMAN STYLE

Price Group B



PATINA CAMING

Privacy Level = 5



- 1. Clear Bevels
- 2. Crinkle Glass
- 3. Thin Reed Glass
- 4. Seedy Glass



# Oak Park



Customize



2015 Energy Star Compliant

When you think Craftsman style, you're thinking Oak Park. A patina caming and handcrafted, textured glass create a striking geometric pattern reminiscent of Arts and Crafts design. Four glass textures create a bright entryway and medium privacy level.



507-KP  
521-KP




814-KP\*/866-KP\*/876-KP\*



816-KP\*



684-KP




607-KP

\*Model 800 series Craftsman frames have a flat profile that is different from the traditional profile. Please note this when matching with sidelights.



**Oak Park**  
 Half Doorlight 684-KP  
 Full Sidelights 694-KP



686-KP/687-KP



612-KP



493-KP



820-KP\*



692-KP



422-KP



694-KP/690-KP



819-KP\*


\*Model 800 series Craftsman frames are a flat profile that is different from the traditional profile. Please note this when matching with sidelights.



©2007 ODL

CRAFTSMAN STYLE

Privacy Level = 7



Price Group B



PATINA OR SATIN NICKEL  
CAMING

1. Clear Bevels
2. Granite Glass
3. Micro-Granite Glass



# Monterey



Customize



2015 Energy Star  
Compliant

Monterey offers Craftsman design elements and a bit of modern style to your home's entrance. Clear bevels provide visibility, yet the translucent, textured glass offers a high privacy level. Patina and satin nickel give you caming options to complement your door hardware.



507-MO



814-MO\*/866-MO\*/876-MO\*



816-MO\*



684-MO

\*Model 800 series Craftsman frames have a flat profile that is different from the traditional profile. Please note this when matching with sidelights.



Monterey

55

Monterey  
Full Doorlight 686-MO



607-MO



686-MO



422-MO



694-MO/690-MO



819-MO\*

\*Model 800 series Craftsman frames are a flat profile that is different from the traditional profile. Please note this when matching with sidelights.



**Prairie Bevel**

Craftsman Doorlight 814-PR


Full Craftsman Sidelights 819-PR



814-PR\*/866-PR\*/876-PR\*



816-PR\*

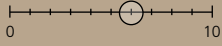


684-PR

\*Model 800 series Craftsman frames have a flat profile that is different from the traditional profile. Please note this when matching with sidelights.



Privacy Level = 6




CRAFTSMAN STYLE

Price Group C

- 1. Thin Reed Glass
- 2. Granite Glass
- 3. Clear Bevels
- 4. Eaton Glass



PATINA CAMING



Prairie Bevel

57

©2005 ODJ

# Prairie Bevel

Customize

2015 Energy Star Compliant

Prairie Bevel's chevron design and patina caming give a nod to an authentically American style called Prairie. This Craftsman Collection member features translucent textures and clear bevels. Prairie Bevel offers a medium level of privacy.



607-PR



686-PR/687-PR



692-PR



422-PR



694-PR/690-PR



819-PR\*

\*Model 800 series Craftsman frames are a flat profile that is different from the traditional profile. Please note this when matching with sidelights.

Madison

58



©2007 ODL


CRAFTSMAN STYLE

Price Group C



NICKEL VEIN  
WROUGHT IRON


Privacy Level = 9



1. Micro-Cubed Glass



# Madison

 Customize (Glass Texture Only)

 2015 Energy Star  
Compliant

Renowned Craftsman architect Frank Lloyd Wright advocated that architecture should become one with its surrounding landscape. The Craftsman-inspired design of Madison's geometric pattern and its nickel vein wrought iron finish will fit the 'landscape' of your home and complement the special touches you've given it. Madison provides a high privacy level.



814-MI\*



866-MI\*



876-MI\*



816-MI\*

\*Model 800 series Craftsman frames have a flat profile that is different from the traditional profile. Please note this when matching with sidelights.



Madison

59

**Madison**  
 Craftsman Doorlight 814-MI  
 Craftsman Sidelights 819-MI



607-MI



686-MI/687-MI



612-MI



493-MI



422-MI



694-MI  
690-MI



819-MI\*

\*Model 800 series Craftsman frames are a flat profile that is different from the traditional profile. Please note this when matching with sidelights.

Topaz

60



**Topaz**  
Full Doorlight 686-TPZ




814-TPZ\*/866-TPZ\*/876-TPZ\*



816-TPZ\*




662-TPZ



684-TPZ  
672-TPZ

\*Model 800 series Craftsman frames have a flat profile that is different from the traditional profile. Please note this when matching with sidelights.

Privacy Level = 9





CRAFTSMAN STYLE

Price Group D

- 1. Thin Reed Glass
- 2. Clear Bevel
- 3. Bronze Soft Wave Glass
- 4. Micro-Granite Glass



PATINA CAMING

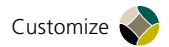


Topaz

61

©2010 ODL

# Topaz



If you appreciate attention to detail, you'll like Topaz's subtle pops of color, focal bevel cluster, and patina caming. These 'jewels' combine to create a Craftsman-style doorglass that adds beauty to your home's entryway and a high level of privacy.



607-TPZ



686-TPZ/687-TPZ

NEW



820-TPZ\*



692-TPZ



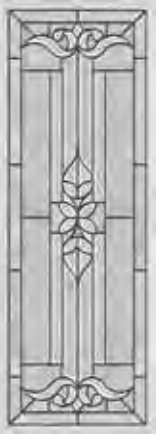
422-TPZ



694-TPZ/690-TPZ/819-TPZ\*

\*Model 800 series Craftsman frames are a flat profile that is different from the traditional profile. Please note this when matching with sidelights.

**Cadence**  
Patina



**Expressions**  
Satin Nickel



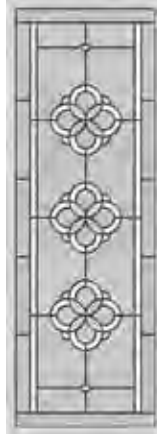
**Legacy Master**  
Patina



**Piña**  
Antique Brass



**Tierna**  
Patina



**NEW Memoria**  
Nickel



**Heirlooms**  
Brass or  
Satin Nickel



**Carrollton Glass Design**  
Patina Caming



**Tierna Glass Design**  
Patina Caming

**Carrollton**  
Patina




**Nouveau**  
Brass, Nickel  
or Patina



**Bristol**  
Satin Nickel



**Tripoli**  
Patina



**Grace**  
Nickel



**Majestic**  
Brass, Nickel  
or Patina



**Trace**  
Silkscreen



# CLASSIC



## Time-honored designs

Fads come and go, but classic designs are always in style.

Our Classic Collection offers timeless masterpieces with traditional elements  
such as floral designs and diamond patterns.

Choose from a rich variety of door glass styles that will provide  
enduring beauty and lasting value for your home.

Colonial • Victorian • Country • French Provincial • Traditional

Cadence

64



U.S. PATENT NO. D4827995

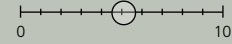
CLASSIC STYLE

Price Group A



PATINA CAMING

Privacy Level = 5



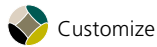
- 1. Clear Bevel Clusters
- 2. Hammered Glass
- 3. Ripple Glass



# Cadence



Severe Weather Doorglass




Customize



2015 Energy Star Compliant

As its name suggests, Cadence flows into floral-inspired bevel clusters defined with a patina caming that creates a bright and Classic entrance with a medium level of privacy.



607-CD



949-CD



686-CD



919-CD





**Cadence**  
Full Doorlight 686-CD



612-CD



493-CD



694-CD  
690-CD



422-CD



516-CD



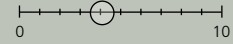


©2000 ODL

### CLASSIC STYLE

Price Group A

Privacy Level = 4



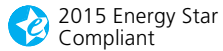
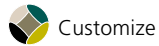
SATIN NICKEL CAMING

- 1. Clear Bevels
- 2. Granite Glass
- 3. Gray Renaissance Glass



# Expressions

Expressions offers the enduring style you value in your home's architecture. Classic deep bevel swirls and subtle gray accents will stand the test of time. Expressions comes in a satin nickel caming and offers a medium privacy level.



516-EX



521-EX



684-EX



919-EX



607-EX



**Expressions**

Full Doorlight 686-EX

Full Sidelights 694-EX



686-EX



612-EX



493-EX



692-EX



422-EX



694-EX  
690-EX



**Legacy Master**  
Full Doorlight 686-LM  
Full Sidelights 694-LM




684-LM



607-LM

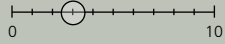


949-LM



686-LM

Privacy Level = 3




CLASSIC STYLE

Price Group A



PATINA CAMING

1. Clear Bevel Clusters
2. Gray Renaissance Glass
3. Clear Renaissance Glass




Legacy Master

69

# Legacy Master

U.S. PATENT NO. D637328

Customize 

2015 Energy Star Compliant 

If beauty is in the eye of the beholder, then Legacy Master is the choice for a homeowner who takes pride in detailed craftsmanship. Classic deep beveling transfers a stunning play of light throughout your entryway. The patina coming adds the perfect final touch. Legacy Master provides a low privacy level.



612-LM



493-LM



692-LM



422-LM



694-LM  
690-LM



506-LM/507-LM/521-LM



517-LM

Piña

70



©2014 ODL

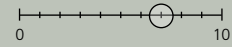
### CLASSIC STYLE

Price Group B




ANTIQUE BRASS CAMING

Privacy Level = 7



- 1. Seedy Glass
- 2. Micro-Granite Glass
- 3. Small Hammered Glass
- 4. Clear Bevels



# Piña

Known around the world as a symbol of hospitality, the pineapple form takes on elegance in a cut bevel cluster framed in antique brass caming. Piña's Classic design offers a high privacy level.




521-PNA



Customize



2015 Energy Star Compliant



684-PNA



949-PNA



686-PNA



612-PNA



493-PNA




694-PNA  
690-PNA



692-PNA







©2014 ODL

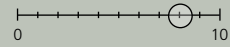
### CLASSIC STYLE

Price Group B



PATINA CAMING

Privacy Level = 8

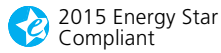


- 1. Granite Glass
- 2. Hammered Glass
- 3. White Alabaster Glass
- 4. Clear Bevels



# Tierna

Tierna introduces Celtic charm to your home's entrance. Its endless knot design is a centuries-old symbol of timelessness and a gift for longevity and good luck. With alabaster glass accents and patina caming, Tierna truly is a Classic design. A textured surface offers a high privacy level.



648-TRN




684-TRN



607-TRN



949-TRN



686-TRN



694-TRN  
690-TRN



422-TRN



692-TRN





Tierna

73

**Tierna**

Full Doorlight 686-TRN  
Full Sidelights 690-TRN



- ①
- ②
- ③

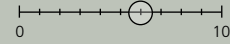
CLASSIC STYLE

Price Group B

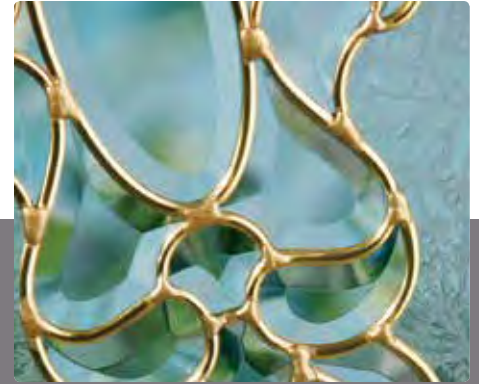



SATIN NICKEL OR BRASS  
CAMING

Privacy Level = 6



- 1. Clear Bevel Clusters
- 2. Granite Glass
- 3. Glue Chip Glass



# Heirlooms



Severe  
Weather  
Doorglass



Customize



2015 Energy Star  
Compliant

The value you place on history makes Heirlooms your perfect choice. Its deeply cut bevels and satin nickel or brass caming create a Classic design that endures, just like the family treasures that lie within your home. Heirloom offers a medium privacy level.



506-HM  
507-HM  
521-HM



517-HM  
Satin Nickel Only



532-HM



503-HM  
578-HM




632-HM



640-HM



659-HM



684-HM  
672-HM



607-HM



949-HM



**Heirlooms**

Full Doorlight 686-HM

Full Sidelights 694-HM

Transom 503-HM



686-HM  
687-HM



636-HM




919-HM



612-HM



493-HM



692-HM



422-HM



694-HM  
690-HM

Memoria

76



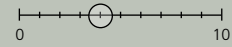
### CLASSIC STYLE

Price Group B




NICKEL CAMING

Privacy Level = 4



- 1. Clear Renaissance Glass
- 2. Glue Chip Glass
- 3. Clear Bevel Clusters



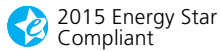
## NEW Memoria



Severe Weather Doorglass



Customize



2015 Energy Star Compliant


Memoria's classic styling celebrates the warm traditions and cherished memories of family and home. Its centerpiece bevel design is accented with a textured surface and nickel caming. Memoria provides a medium level of privacy.



632-MMR



659-MMR



684-MMR  
672-MMR



607-MMR



**Memoria**  
Full Doorlight 686-MMR



686-MMR  
687-MMR



612-MMR



493-MMR



692-MMR



422-MMR

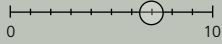


694-MMR  
690-MMR



**Carrollton**  
Full Doorlight 686-CRL

Privacy Level = 7



CLASSIC STYLE

Price Group C



PATINA CAMING

1. Clear Soft Wave Glass
2. Double Glue Chip Glass
3. Clear Bevel Clusters




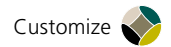
Carrollton

79

©2011 ODL

# Carrollton

Taking its name from an historic New Orleans neighborhood, Carrollton doorglass offers a Classic fleur-de-lis bevel cluster with patina caming and a high privacy level.



684-CRL




607-CRL



949-CRL



686-CRL



612-CRL



493-CRL



692-CRL



422-CRL



694-CRL  
690-CRL

Nouveau

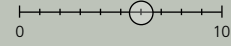
80



CLASSIC STYLE

PRICE GROUP C

Privacy Level = 6

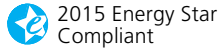


PATINA, NICKEL OR BRASS  
CAMING

- 1. Clear Bevel Clusters
- 2. Glue Chip Glass
- 3. Clear Bevels



# Nouveau



Nouveau places a brilliant bevel cluster at its center and frames it with a Classic bevel and translucent glass design. Complement your door hardware or home colors with a choice of patina, nickel, or brass caming. Nouveau offers a medium level of privacy.



507-MN  
521-MN



578-MN



640-MN



648-MN



659-MN



684-MN  
672-MN



637-MN



607-MN





Nouveau

81

**Nouveau**  
 Full Doorlight 686-MN  
 Full Sidelights 694-MN



949-MN



686-MN  
687-MN



919-MN



692-MN



422-MN



694-MN  
690-MN



Bristol

82



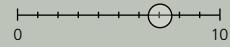
### CLASSIC STYLE

Price Group C

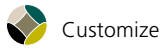



SATIN NICKEL CAMING

Privacy Level = 7



- 1. Clear Bevel Clusters
- 2. Granite Glass
- 3. Hammered Glass
- 4. Clear Bevels



Customize



2015 Energy Star Compliant

# Bristol




506-BT

Bristol will add the finishing touch to your home's Classic architecture. Satin nickel finishing softly defines Bristol's lines surrounded with hammered glass, which offers a high privacy level.



662-BT



684-BT



607-BT



949-BT



686-BT  
687-BT



612-BT



493-BT



692-BT

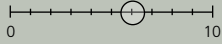


422-BT



694-BT  
690-BT

Privacy Level = 6




CLASSIC STYLE

Price Group D

- 1. Glue Chip Glass
- 2. Alabaster Glass
- 3. Glue Chip Cluster Bevels



PATINA CAMING



Tripoli

83

# Tripoli



521-TP




578-TP

Customize

2015 Energy Star Compliant

Tripoli is a Classic tradition at its best. An alabaster glass border frames an arrangement of delicate bevel clusters, all in a patina finish. Tripoli offers a medium level of privacy.



684-TP



607-TP



686-TP  
687-TP



919-TP



692-TP



422-TP



694-TP  
690-TP

Grace

84



©2013 ODL

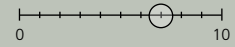
### CLASSIC STYLE

Price Group D



NICKEL CAMING

Privacy Level = 7



- 1. Granite Glass
- 2. Micro-Cubed Glass
- 3. Micro-Granite Glass
- 4. Clear Bevels



# Grace



Accent your front door with the graceful styling of a bevel cluster. The Classic look of Grace includes a backdrop of glass textures and nickel caming. Grace offers a high level of privacy.



648-GRC



659-GRC



632-GRC



684-GRC




607-GRC



949-GRC





Grace

85

**Grace**

Full Doorlight 686-GRC

Full Sidelight 694-GRC



686-GRC



919-GRC



612-GRC



493-GRC



694-GRC  
690-GRC



422-GRC



692-GRC

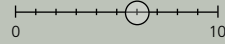
Majestic

86



### CLASSIC STYLE

Privacy Level = 6




Price Group D



PATINA, NICKEL OR BRASS  
CAMING

- 1. Glue Chip Bevels
- 2. Glue Chip Glass
- 3. Gray Soft Wave Glass



# Majestic



Severe Weather Doorglass



Customize



2015 Energy Star Compliant

Majestic's formal pattern of bevels and glass, accented with gray shades, is the epitome of Classic design. Choices of patina, nickel, and brass caming complement your door's hardware. Majestic provides a medium level of privacy.



507-ME (brass or nickel only)  
521-ME



578-ME



640-ME




684-ME



637-ME  
(brass or nickel only)



607-ME  
(brass or nickel only)



686-ME  
687-ME (brass or nickel only)





Majestic

87

### Majestic

Full Doorlight 686-ME

Full Sidelights 694-ME

Transom 521-ME



612-ME  
(brass or nickel only)



493-ME  
(brass or nickel only)



692-ME



422-ME  
(brass or nickel only)



694-ME  
690-ME

Trace

88

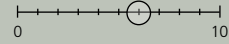


©2010 ODJ

### CLASSIC STYLE

Price Group D

Privacy Level = 8



- 1. Light Gray Silkscreen
- 2. Clear Glass



# Trace

The simplicity of Trace's styling creates a Classic touch to your home's entrance. The softly etched glass provides you with a high level of privacy.

2015 Energy Star Compliant



684-TRC



949-TRC



686-TRC



919-TRC



694-TRC  
690-TRC



692-TRC







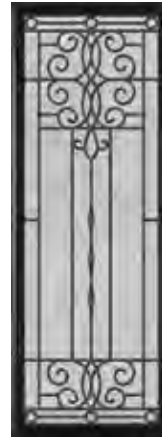
**Trace**

Full Doorlight 686-TRC



**Avant Glass Design**  
Black Chrome Caming

**Veranda**  
Wrought Iron



**Paris**  
Patina



**Jacinto**  
Wrought Iron



**Veranda Design**  
Wrought Iron



**Elegant Star Glass Design**  
Wrought Iron

**Avant**

Black Chrome



**Catalina**

Bronze Vein Wrought Iron



**Mediterranean**

Wrought Iron



**Elegant Star**

Nickel or Patina




**ElegantStar**

Wrought Iron



**Medallia**

Patina



# Old World

## Historical motifs translated for today

An appreciation for the aged and elegant, for the beauty of raw materials shaped into fine forms in the hands of skilled artisans.

Our Old World Collection is for homeowners who prefer wrought iron and rich patinas over highly polished finishes and ornamental scrolling over geometric patterns.

This collection features a number of designs that will blend beautifully with the old world architecture of your home.

Mediterranean • European • Spanish • Rustic • Southwest






OLD WORLD STYLE

Price Group A



WROUGHT IRON  
EXTERNAL GRILLE

Privacy Level = 9




1. Micro-Granite Glass  
Low-E Glass




# Veranda

The charm of a wrought iron veranda is recreated in this Old World style doorglass. While its decorative scrollwork makes an elegant statement, Veranda's design is also practical. Its external grille is attached to a hinged frame, making opening and cleaning easy, and its Low-E glass privacy panel increases your home's energy efficiency. Veranda offers a high level of privacy.

 Indicates Low-E Glass

 Customize  
(Glass Texture only)

 2015 Energy Star  
Compliant



607-VR



686-VR



612-VR



493-VR




690-VR



**Veranda**  
Full Doorlights 686-VR

Paris

94



**Paris**

Full Doorlight 686-PS

Full Sidelights 690-PS



814-PS\*  
866-PS\*/876-PS\*



816-PS\*



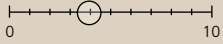
684-PS  
672-PS



607-PS

\* Model 800 series Craftsman frames are a flat profile that is different from the traditional profile. Please note this when matching with sidelights.

Privacy Level = 4



OLD WORLD STYLE

Price Group A

- 1. Clear Bevels
- 2. Arctic Glass
- 3. Clear Renaissance Glass

PATINA CAMING



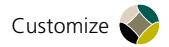
Paris

95

©2004 ODL

# Paris

Your design sophistication and love of all things European make Paris the fitting choice for your home. An elegant arrangement of clear bevels, textures, and patina caming define the styling of our Old World Collection. Paris offers a medium privacy level.



507-PS  
521-PS



686-PS  
687-PS



612-PS



493-PS



692-PS



422-PS



694-PS  
690-PS  
819-PS\*

Catalina

96




**Catalina**

Full Doorlights 686-CA



Privacy Level = 9



OLD WORLD STYLE

Price Group B



BRONZE VEIN  
WROUGHT IRON

1. Micro-Granite Glass



Catalina

97

©2007 ODL

# Catalina

Reminiscent of handcrafted metal window grilles, Catalina brings Old World artistry to your home. Graceful bronze vein wrought iron scrollwork accents a textured translucent glass surface for a high level of privacy and even higher level of Old World charm.



516-CA



694-CA  
690-CA



686-CA



694-CA  
690-CA



612-CA



493-CA

Customize  
(Glass Texture Only)





1


OLD WORLD STYLE

Price Group B



WROUGHT IRON

Privacy Level = 9



1. Arctic Glass



©2005 ODL

# Jacinto



Severe Weather Doorglass



Customize (Glass Texture only)



2015 Energy Star Compliant

Wrought iron scrolling and textured glass will add Old World charm to your home. Whether your architectural style is Spanish, Rustic, or Southwestern, Jacinto will bring an authentic design touch to your entryway. It offers a high level of privacy.



507-JA  
521-JA



532-JA



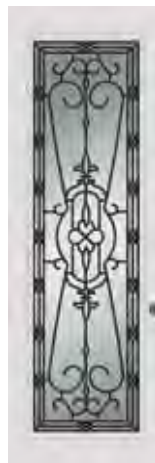
684-JA  
672-JA



607-JA



686-JA  
687-JA



612-JA



493-JA



422-JA



694-JA  
690-JA



**Jacinto**  
Full Doorlights 686-JA

Avant

100



**Avant**

Full Doorlight 686-AV

Full Sidelights 694-AV



684-AV

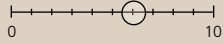


607-AV




686-AV

Privacy Level = 6



OLD WORLD STYLE

Price Group B



- 1. Granite Glass
- 2. Eaton Glass
- 3. Clear Bevel Clusters

BLACK CHROME CAMING




Avant

101

©2003 ODL

# Avant

Customize 

2015 Energy Star Compliant 

True to its definition, Avant is a stylistically forward doorglass choice, yet it balances characteristics of European architecture and Old World styling. Black chrome caming softly curves throughout a textured glass surface accented with clear bevel clusters. Avant offers a medium level of privacy.



969-AV



612-AV



493-AV



692-AV



422-AV



694-AV  
690-AV




©2005 ODL

OLD WORLD STYLE

Price Group B

Privacy Level = 9



WROUGHT IRON

1. Arctic Glass



# Mediterranean

Customize (Glass Texture Only)

2015 Energy Star Compliant

Mediterranean pays homage to the wrought iron balconies and window grilles common in Mediterranean Revival architecture. Bring some Old World hospitality to your home and also enjoy a high level of privacy with textured translucent doorglass.



607-MD



686-MD



612-MD



493-MD



422-MD



694-MD  
690-MD





Mediterranean

103

**Mediterranean**  
3/4 Doorlight 607-MD  
3/4 Sidelights 422-MD

Elegant Star

104




©2000 ODL

OLD WORLD STYLE

Price Group C

Privacy Level = 9



WROUGHT IRON

1. Micro-Granite Glass



# Elegant Star



Customize  
(Glass Texture Only)



2015 Energy Star  
Compliant

No two stars are alike, so we offer you two different takes on an Old World decorative element: the star. Elegant Star with wrought iron and textured translucent glass is a rustic, Southwestern treatment. It provides a high level of privacy.



506-TX



684-TX



607-TX



686-TX



692-TX



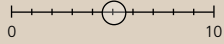
422-TX



690-TX



Privacy Level = 5




OLD WORLD STYLE

Price Group C

- 1. Glue Chip Glass
- 2. Granite Glass
- 3. Clear Bevels



NICKEL OR PATINA CAMING



Elegant Star

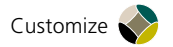
105

©2000 ODL

# Elegant Star

Elegant Star, with a star-shaped bevel, textured glass, and nickel or patina caming, is a softer take on the motif. It provides a medium level of privacy.

Whichever star reflects your style, you're guaranteed to create a beautiful entryway.



506-TX



684-TX



607-TX



949-TX



686-TX



692-TX



422-TX



694-TX



©2014 ODL


OLD WORLD STYLE

Price Group D



PATINA CAMING

Privacy Level = 8




- 1. Clear Soft Wave Glass
- 2. Granite Glass
- 3. Gray Soft Wave Glass
- 4. Micro-Granite Glass



# Medallia

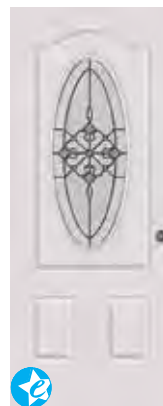
An elegantly scrolled medallion pattern takes center stage in our Old World Collection's Medallia. Gray-toned accents and patina caming define the simple yet striking design. Textured glass offers a high level of privacy.



684-MDL




607-MDL



949-MDL



686-MDL



**Medallia**  
Full Doorlights  
686-MDL



659-MDL




692-MDL



422-MDL



694-MDL  
690-MDL



**Cadence**  
Patina




**Carrollton**  
Patina




**Delray**  
Patina



**Elegant Star**  
Patina



**Expressions**  
Satin Nickel



**Grace**  
Nickel



**Greenfield**  
Oil-Rubbed Bronze



**Heirlooms**  
Nickel



**Impressions**  
Cast Resin



# Severe Weather



## Severe Weather Doorglass - Paris

Full Doorlight 686-PS, Full Sidelights 690-PS



**Jacinto**  
Wrought Iron



**Majestic**  
Nickel




**NEW Memoria**  
Nickel



**Mohave**  
Oil-Rubbed  
Bronze



**Paris**  
Patina



**Radiant Hues**  
Nickel



**NEW Renewed Impressions**  
Nickel



**Topaz**  
Patina



**Light-Touch® Enclosed Blinds**  
Raise, Lower & Tilt

Clear & Gray Glass, Grilles Between Glass, and Privacy Double Glue Chip Glass  
also available in Severe Weather glass.

# Severe Weather



109

Designed for  
Security.  
Engineered  
for Strength.

A variety of ODL products are designed specifically for high wind areas, including Florida's wind-borne debris region and the High Velocity Hurricane Zone (HVHZ), and Texas' Gulf Coast area. ODL Severe Weather products are tested to meet the impact resistance codes and requirements of Florida and Texas, among others.

**Built by ODL®. Approved by Mother Nature.**



# Impact-Rated HVHZ Approved for Florida & Texas



110

## Severe Weather

**Florida Building Commission Approved**  
**TDI Approved** (Texas Department of Insurance)

### Design Pressure Tested

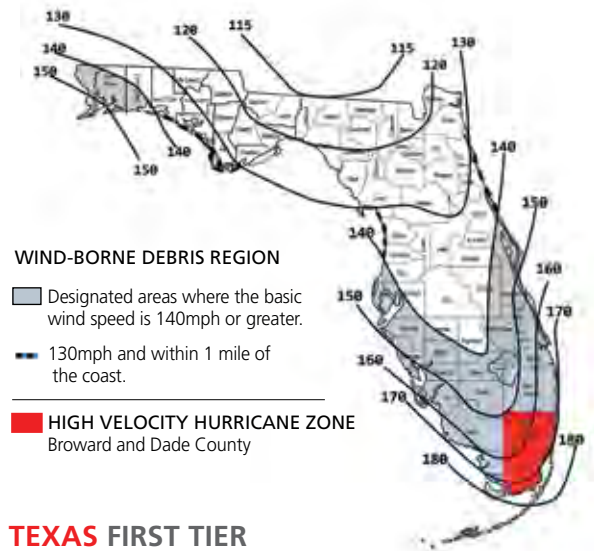
ODL Severe Weather Doorglass is approved for use in a range of entrance systems to meet Florida and Texas wind-borne requirements in areas where wind speeds can exceed 180 mph. Meets DP±65 to ±80 wind and missile impact code requirements for the HVHZ areas. (High Velocity Hurricane Zone)

*Please consult your architect, contractor, or building official for the rating needed for your area and home.*

### Meets these requirements:

Laminated Glass.....	ASTM C1172
Tempered Safety Glass .....	ANSI Z97.1
Florida Product Approval .....	FL14935-R1
Texas Department of Insurance (TDI) ...	DR-420,425, .....427,485,557,625,626,628,633,634,691,692

### FLORIDA WIND-BORNE DEBRIS REGION



### TEXAS FIRST TIER COASTAL COUNTIES





## Hurricane Impact Frame US PATENT #5636484

ODL's patented frame design, which is mechanically fastened in the corners to prevent flex, adds strength to the door. With a classic frame profile the narrow aluminum extrusion adds strength while maintaining a pleasing shape. The natural contours provide a traditional architectural style, while the white powder coat surface provides a high gloss polished finish.



## Impact-Resistant Laminated Glass

ODL Decorative Doorglass, Blinds and Grilles are sealed between impact-resistant laminated glass on the exterior, and tempered safety glass on the interior.



## Thermally Sealed

Insulated for air- and water-tight performance.

## Added Value of Noise Suppression

ODL Severe Weather Doorglass provides you with a quieter solution over storm shutters: they carry a sound transmission class rating of 35 or 38 for a level of sound suppression that is welcome year round. The Sound Transmission Class (STC) value for ODL Severe Weather Doorglass is **35** for clear glass and **38** for decorative glass.

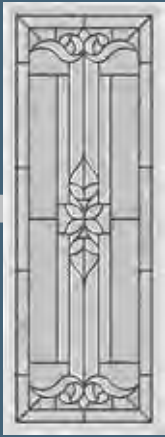
*Third party test reports are available at [www.odl.com/techinfo\\_STC.htm](http://www.odl.com/techinfo_STC.htm)*

## Missile Impact Tested

The Level D missile impact test involves firing an 8-foot long 2" x 4" at 50 feet-per-second at designated spots on the doorglass and door slab. The entire unit must remain intact through 9,000 pressure cycles, and also pass water-infiltration, structural loading, and forced air-infiltration tests.



**Designed for Security.  
Engineered for Strength.**

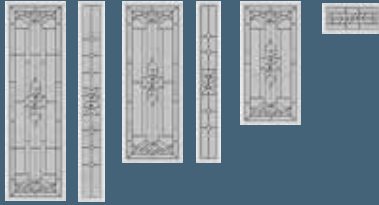


**CADENCE – CD**

Classic Style  
Patina Caming  
Privacy Rating = 5

See pages 64-65

612 493 686 694 607 651

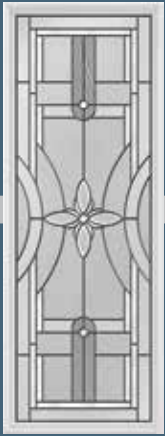


**CARROLLTON – CRL**

Classic Style  
Patina Caming  
Privacy Rating = 7

See pages 78-79

686 687 694

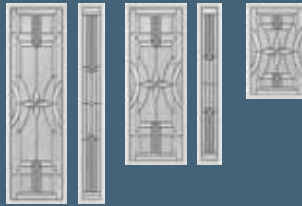


**DELRAY – DRY**

Contemporary Style  
Patina Caming  
Privacy Rating = 7

See pages 36-37

612 493 686 694 684

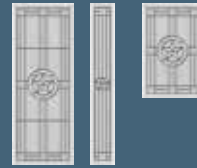


**ELEGANT STAR – TX**

Old World Style  
Patina Caming  
Privacy Rating = 5

See page 105

686 694 684

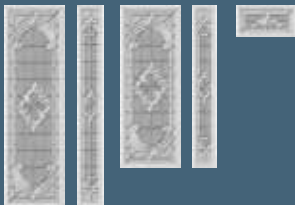


**EXPRESSIONS – EX**

Classic Style  
Satin Nickel Caming  
Privacy Rating = 4

See pages 66-67

612 493 686 694 651

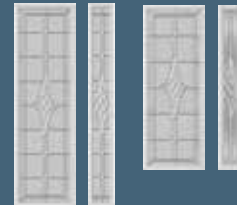


**GRACE – GRC**

Classic Style  
Nickel Caming  
Privacy Rating = 7

See pages 84-85

612 493 686 694




**GREENFIELD – GRF**

Craftsman Style  
Oil-Rubbed Bronze Caming  
Privacy Rating = 7

See pages 46-47

686 694



**HEIRLOOMS – HM**

Classic Style  
Nickel Caming  
Privacy Rating = 6

See pages 74-75

612 493 686 687 694 607 684









**IMPRESSIONS – LI**

Contemporary Style  
Cast Resin  
Privacy Rating = 7

See pages 40-41

612 493 686 687 694 684




**JACINTO – JA**

Old World Style  
Wrought Iron  
Privacy Rating = 9

See pages 98-99

612 493 686 694 607




**MAJESTIC – ME**

Classic Style  
Nickel Caming  
Privacy Rating = 6

See pages 86-87

612 493 686 687 694 684 651

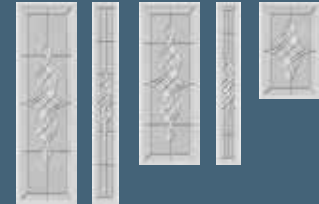


**NEW MEMORIA – MMR**

Classic Style  
Nickel Caming  
Privacy Rating = 4

See pages 76-77

612 493 686 694 684




**MOHAVE – MOH**

Eclectic Style  
Oil-Rubbed Bronze Caming  
Privacy Rating = 7

See pages 26-27

612 493 686 687 694 607 684



**PARIS – PS**

Old World Style  
Patina Caming  
Privacy Rating = 4

See pages 94-95

686 694 607

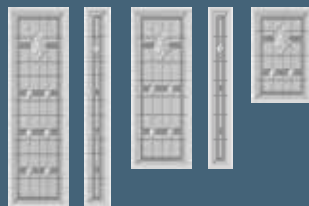


**RADIANT HUES – RA**

Contemporary Style  
Nickel Caming  
Privacy Rating = 3

See pages 42-43

612 493 686 694 684




**NEW RENEWED IMPRESSIONS – RLI**

Contemporary Style  
Nickel Caming  
Privacy Rating = 7

See pages 38-39

612 493 686 687 694 684






**TOPAZ – TPZ**  
 Craftsman Style  
 Patina Caming  
 Privacy Rating = 9

See pages 60-61

686 694



**PRIVACY SERIES – DGC**  
 Double Glue Chip  
 Privacy Rating = 9  
 Low-E Glass Only

See page 126

686 687 694 684



**ENCLOSED BLINDS – RLB**  
 Raise, Lower & Tilt  
 Low-E Glass

See pages 118-119

612 496 487 686 687 624 690 694 684



Low-E not available

Low-E not available

Tilt Only



**Severe Weather Doorglass - Grilles Between Glass**  
 Full Doorlight 612-GBG 18-Light



### GRILLES BETWEEN GLASS – GBG/GBG78

Standard 5/8" or 7/8" White Grille  
Clear Glass or Low-E Glass

See pages 128-133

612 18-Light	496 18-Light	612 12-Light	496 12-Light	487 12-Light	493 6-Light	686 15-Light	687 15-Light	686 10-Light	687 10-Light	624 10-Light	694 5-Light	607 12-Light	684 9-Light
	5/8" Only		5/8" Only	5/8" Only									5/8" Only




### PRAIRIE STYLE GBG – PIM

Prairie 5/8" White Grille  
Low-E Glass Only

See page 129

612	686	687	694	607	684



### GRAY GLASS – SGSG

Turtle Code Compliant  
Low-E Glass Only



612	496	493	686	687	694	684



### CLEAR GLASS – CL

Clear Glass or  
Low-E Glass

See pages 136-139

612	496	487	493	686	687	624	694	607	684	651





# Low-E Doorglass



## Reduces Solar Heat Gain

In cold weather, Low-E glass stays warm on the inside, minimizing cold spots and convection currents.



## Reduces Condensation

Cold glass and warm, moist indoor air can cause damaging condensation. Low-E glass keeps glass warmer, reducing condensation.



## Reduces Fabric Fading

Low-E glass protects fabrics, carpets and all coverings from fading by blocking up to 61% of harmful ultra-violet rays.



## Proven Energy Saver

Increased energy efficiency equals increased savings for homeowners.



## Most Energy Efficient Products Available


Use of these ODL models will help increase energy savings for homeowners.

### Summer

- Reduces direct sun rays
- Reduces cooling loss
- Blocks re-radiated solar heat
- Filters UV rays

### Winter

- Allows solar energy in
- Reduces as much as 71% of heat loss
- Reduces drafts and cold spots



# Look for Low-E Doorglass



Light-Touch Enclosed Blinds

Full Doorlights 686-RLB

**Light-Touch®  
Enclosed Blinds**  
Raise, Lower & Tilt



**Triple-Glazed  
Blinds & GBG**  
Raise, Lower & Tilt



**Simulated  
Divided Lights**  
Craftsman & Traditional



**Privacy Doorglass**  
Rainglass, Micro-Granite,  
Double Glue Chip



**Clear Glass**  
Grilles Between Glass  
or External Grilles



**Vents**  
Clear or Privacy Glass,  
with or without  
Grilles Between Glass



ODL glass can be used in doors  
to meet ENERGY STAR criteria.

# Energy Savings. Comfortable Living.

Available as a clear doorglass option, and used with our Light-Touch Enclosed Blinds, Low-E glass is made with an invisible thin metallic coating that blocks heat flow, helping to reduce air conditioning costs in the summer and reduce heat loss during the winter.

*See [www.odl.com](http://www.odl.com) for thermal performance values.*

A green home doesn't have to compromise beauty or natural light.



Enclosed Blinds

118

**Light-Touch  
Enclosed Blinds**  
Half Doorlight 684-RLB




Light-Touch®

**Raise, Lower & Tilt – No Dusting!**




Available in  
TAN OR WHITE




Blinds lower neatly within full privacy channels to eliminate light gaps. Uniform color in components provides a clean aesthetic look.

# Enclosed Blinds



- The single operator lets you raise, lower or tilt the blinds in an easy slight movement.
- Blinds adjust for complete light block, and the privacy channels on each side eliminate light gaps when the blinds are closed—no street light shadows or sunlight glare.
- More privacy at night and increased sense of security.
- Ergonomic design principles place fingertip control within easy reach.

 Indicates Low-E Glass

 2015 Energy Star Compliant

**20 YEAR GLASS SEAL WARRANTY**



684-RLB  
672-RLB



684-TRLB  
Tan



607-RLB



624-RLB



686-RLB  
687-RLB



ODL glass can be used in doors to meet ENERGY STAR criteria.

**Light-Touch Enclosed Blinds**  
Full Doorlights 686-RLB



686-TRLB  
687-TRLB  
Tan



487-RLB



612-RLB  
496-RLB




493-RLB



692-RLB



690-RLB



690-TRLB  
Tan

# Triple-Glazed Doorglass Blinds & Grilles Between Glass

**Raise, Lower & Tilt – No Dusting!**



Available in **WHITE**  
1 1/16" **CONTOURED GRILLE**



Indicates Low-E Glass



2015 Energy Star  
Compliant




ODL glass can be used in doors  
to meet ENERGY STAR criteria.

## Triple-Glazed Doorglass Blinds Doorlight 684-CGBG-BLD



- Side operator raises, lowers, and tilts the blind.
  - Blinds completely disappear into top valance when fully raised.
  - Triple-glazed design reduces heat transmission by up to 28%.
  - Suppresses sound with an STC\* value of 34.
  - Can be used in doors to meet Energy Star criteria.
- 20 YEAR GLASS SEAL WARRANTY**

\* STC = Sound Transmission Coefficient. See [www.odl.com](http://www.odl.com) for more information.




684-CGBG-BLD  
9-Light



686-CGBG-BLD  
10-Light



686-CGBG-BLD  
15-Light



684-BLD  
1-Light



686-BLD  
1-Light





**Clear Craftsman  
Simulated Divided Light**  
Craftsman Doorlight 817-SDL  
Craftsman Sidelights 819-CL



ODL glass can be used in doors to meet ENERGY STAR criteria.


# Clear/Privacy Glass and Grille Selections

View the following pages for more information about each doorglass and grille option shown below.

### Simulated Divided Light

Craftsman Style  
7/8" Grille (SDL)


Available in  
MOHAGANY, OAK OR WHITE



### Simulated Divided Light

Traditional Style  
1-1/8" External Grille (SDL)  
7/8" Internal Grille

Available in OAK



### Arts & Crafts Grille

Between Low-E Glass  
5/8" Grille (ACGBG)

Available in WHITE




### Prairie Style Grille

Between Clear or Low-E Glass

Standard 5/8" Grille (PIM)    Wide 7/8" Grille (PIM78)


Available in CHAMPAGNE OR WHITE    Available in TAN OR WHITE



### Contoured Grille

Between Clear or Low-E Glass  
11/16" Grille (CGBG)

Available in  
CHAMPAGNE OR WHITE  
(Low-E only)



### Slim Line Grille

Between Clear Glass  
5/16" Grille (GBG516)

Available in  
WHITE



### Wide Grille

Between Clear or Low-E Glass  
7/8" Grille (GBG78)

Available in  
TAN OR WHITE



### Standard Grille

Between Clear or Low-E Glass  
5/8" Grille (GBG)

Available in  
CHAMPAGNE, BRONZE OR WHITE





# Simulated Divided Light

Craftsman Style

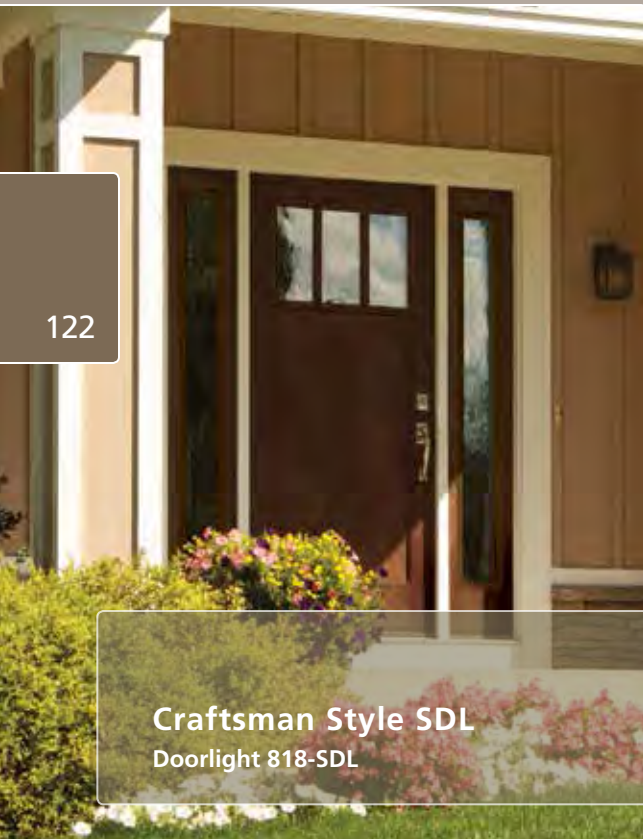
Clear Glass  
7/8" Grille (SDL)



Craftsman available in  
MAHOGANY, OAK & WHITE

 Indicates Low-E Glass

 2015 Energy Star  
Compliant



122

Craftsman Style SDL  
Doorlight 818-SDL



A mill finish grille between glass with external grilles provides the look of a true divided light. Low-E glass maximizes energy efficiency.

\* Model 800 series Craftsman frames have a flat profile that is different from the traditional profile. Please note this when matching with sidelights.


## 7/8" CRAFTSMAN STYLE GRILLE (SDL)



817-SDL\*  
867-SDL\*  
877-SDL\*  
3-Light



818-SDL\*  
868-SDL\*  
878-SDL\*  
6-Light



815-SDL\*  
6-Light



819-CL\*  
1-Light



1-Light  
820-CL\*  
7 x 15.25

# Simulated Divided Light

Traditional Style

Clear Glass

1-1/8" External Grille (SDL)

Available in OAK



Indicates Low-E Glass



123

Traditional Style SDL  
3/4 Doorlights 646-SDL

1-1/8" TRADITIONAL STYLE EXTERNAL GRILLE (SDL)  
7/8" INTERNAL GRILLE



606-SDL  
4-Light



646-SDL  
6-Light



679-SDL  
685-SDL  
8-Light



406-SDL  
2-Light



446-SDL  
3-Light



479-SDL  
490-SDL  
4-Light

# Privacy Series Textured Rainglass

Privacy Level = 9



## Craftsman Simulated Divided Light



Craftsman available in  
MAHOGANY, OAK & WHITE

Indicates Low-E Glass

2015 Energy Star  
Compliant


\* Model 800 series Craftsman frames have a flat profile that is different from the traditional profile. Please note this when matching with sidelights.

124

### 7/8" CRAFTSMAN STYLE GRILLE (SDL)



814-RN\*  
866-RN\*  
876-RN\*




817-RN\*  
867-RN\*  
877-RN\*  
3-Light



818-RN\*  
868-RN\*  
878-RN\*  
6-Light



816-RN\*



815-RN\*  
6-Light

NEW



820-RN\*



819-RN\*

# Rainglass - 5/8" Standard External Grille

Available in OAK & WHITE  
Refer to ODL Price List for availability.



Indicates Low-E Glass

2015 Energy Star Compliant



680-RN



664-RN  
4-Light



640-RN



660-RN  
5-Light



(2) 692-RN



(2) 693-RN  
3-Light



799-RN Vent



684-RN



681-RN  
9-Light



605-RN  
11-Light • Round Top



673-RN



607-RN



949-RN



686-RN  
687-RN  
624-RN



689-RN  
688-RN  
15-Light



612-RN



692-RN



693-RN  
3-Light



694-RN  
690-RN



695-RN  
691-RN  
5-Light

# Privacy Series Textured Double Glue Chip

Simulated Divided Light



Craftsman available in  
MAHOGANY, OAK & WHITE  
Traditional in OAK & WHITE

Privacy Level = 9



Indicates Low-E Glass

2015 Energy Star Compliant


126

\* Model 800 series Craftsman frames have a flat profile that is different from the traditional profile. Please note this when matching with sidelights.

## 7/8" CRAFTSMAN STYLE GRILLE (SDL)




814-DGC\*  
866-DGC\*  
876-DGC\*



817-DGC\*  
867-DGC\*  
877-DGC\*  
3-Light



818-DGC\*  
868-DGC\*  
878-DGC\*  
6-Light



816-DGC\*

## TRADITIONAL LIGHTS



815-DGC\*  
6-Light



819-DGC\*



820-DGC\*



684-DGC



607-DGC




686-DGC  
687-DGC



612-DGC



493-DGC



692-DGC



694-DGC  
690-DGC

# Privacy Series Textured Micro-Granite

## Simulated Divided Light

Craftsman available in  
MAHOGANY, OAK & WHITE  
Traditional in OAK & WHITE



\* Model 800 series Craftsman frames have a flat profile that is different from the traditional profile. Please note this when matching with sidelights.




127

### 7/8" CRAFTSMAN STYLE GRILLE (SDL)



### TRADITIONAL LIGHTS





# Arts & Crafts Grille

BETWEEN LOW-E GLASS

5/8" Grille (ACGBG)

Available in WHITE




 Indicates Low-E Glass

 2015 Energy Star Compliant


128



684-ACGBG  
3-Light




684-ACGBG  
4-Light



607-ACGBG  
3-Light



607-ACGBG  
4-Light



686-ACGBG  
687-ACGBG  
3-Light



686-ACGBG  
687-ACGBG  
4-Light



612-ACGBG  
496-ACGBG  
3-Light



612-ACGBG  
496-ACGBG  
4-Light



493-ACGBG  
3-Light



690-ACGBG  
3-Light



# Prairie Style Grille


## BETWEEN CLEAR OR LOW-E GLASS

Standard 5/8" Grille (PIM)


Wide 7/8" Grille (PIM78)

Available in  
CHAMPAGNE OR WHITE


Available in  
TAN OR WHITE




### STANDARD 5/8" GRILLE



684-PIM



607-PIM



686-PIM  
687-PIM



612-PIM  
496-PIM



493-PIM



692-PIM




422-PIM




694-PIM  
690-PIM


### WIDE 7/8" GRILLE



684-PIM78



607-PIM78



686-PIM78  
687-PIM78



692  
PIM78



422  
PIM78



694-PIM78  
690-PIM78



# Contoured Grille

## BETWEEN CLEAR OR LOW-E GLASS

1 1/16" Grille (CGBG)

Available in  
CHAMPAGNE (LOW-E ONLY) OR WHITE



 Indicates Low-E Glass

 CUSTOMIZE


 2015 Energy Star Compliant

\*Indicates White Only.

130




684-CGBG  
9-Light



607-CGBG  
12-Light




686-CGBG  
687-CGBG  
624-CGBG (not Low-E)  
10-Light



686-CGBG  
687-CGBG  
15-Light



612-CGBG  
496-CGBG  
12-Light



612-CGBG  
496-CGBG  
18-Light



493-CGBG  
6-Light



692-CGBG  
3-Light



422-CGBG  
4-Light



694-CGBG  
690-CGBG  
5-Light



517-CGBG\* 3-Light



547-CGBG\* 4-Light



507-CGBG\* 5-Light



521-CGBG\* 5-Light



551-CGBG\* 6-Light

# Slim Line Grille

BETWEEN CLEAR GLASS

5/16" Grille (GBG516)

Available in  
WHITE




131

**Slim Line Grille**  
Sunburst Doorlight 659-GBG516,  
Full Sidelights 694-GBG516



659-GBG516  
5-Light



637-GBG516  
11-Light  
Round Top



692-GBG516  
3-Light



694-GBG516  
690-GBG516  
5-Light



# Wide Grille

BETWEEN CLEAR OR LOW-E GLASS

7/8" Grille (GBG78)

Available in  
TAN OR WHITE



 Indicates Low-E Glass

 CUSTOMIZE

 2015 Energy Star Compliant



517/525-GBG78 3-Light



521/526/527-GBG78 5-Light



551-GBG78 6-Light


132



684-GBG78  
4-Light




684-GBG78  
672-GBG78  
9-Light




607-GBG78  
4-Light




607-GBG78  
6-Light  
(white only)




607-GBG78  
12-Light




686-GBG78  
8-Light



686-GBG78  
687-GBG78  
624-GBG78  
10-Light



686-GBG78  
687-GBG78  
15-Light



612-GBG78  
496-GBG78  
487-GBG78  
12-Light



612-GBG78  
496-GBG78  
18-Light



493  
GBG78  
6-Light



694  
GBG78  
690  
GBG78  
5-Light



694  
GBG78  
4-Light



422  
GBG78  
4-Light



422  
GBG78  
3-Light  
(white only)



422  
GBG78  
2-Light



692  
GBG78  
3-Light



692  
GBG78  
2-Light

# Standard Grille

## BETWEEN CLEAR OR LOW-E GLASS

### 5/8" Grille (GBG)

Available in  
CHAMPAGNE, BRONZE OR WHITE



CUSTOMIZE

Indicates Low-E Glass



\*Indicates white only.



500-GBG  
5-Light\*



502/503-GBG  
5-Light\*



512/514-GBG  
5-Light\*



505/517/525-GBG  
3-Light\*



662-GBG  
4-Light



659-GBG  
5-Light



684-GBG  
672-GBG  
9-Light



607-GBG  
12-Light



686-GBG  
687-GBG  
624-GBG  
10-Light



547/552-GBG  
4-Light\*



506/507/521/526/527-GBG  
5-Light\*



551-GBG 6-Light\*



686-GBG  
687-GBG  
15-Light



600/601-GBG 15-Light  
(Available in white only)



612-GBG  
496-GBG  
487-GBG  
12-Light



612-GBG  
496-GBG  
18-Light



493-GBG  
6-Light



694-GBG  
690-GBG  
5-Light



422-GBG  
4-Light



692-GBG  
3-Light



# Vents

## CLEAR OR PRIVACY RAIN GLASS

UV-Resistant Injection-Molded Frame

- 10 adjustment locations for latches.
- Removable screen for easy cleaning.



20 YEAR WARRANTY

Available in WHITE



Indicates Low-E Glass





2015 Energy Star Compliant



134




**Clear Glass Vent**  
Half Doorlight 799-CL




799/199-CL  
Clear Glass



799-GBG  
Clear Glass  
Grilles Between Glass  
12-Light



799-RN  
Privacy  
Rain Glass




799-RN/GBG  
Privacy Rain Glass  
Grilles Between Glass  
12-Light

Privacy Rating = 1



# Cut Crystal

- 1. Grooved Glass
- 2. Clear Glass



135

**Cut Crystal**  
Full Doorlight 686-CC  
Full Sidelight 694-CC



612-CC



493-CC



686-CC  
687-CC



694-CC  
690-CC

# 6/8 Clear Glass and External Grilles

Clear Glass  
Standard 5/8" Grille



Craftsman available in  
MAHOGANY, OAK & WHITE

Indicates Low-E Glass

2015 Energy Star  
Compliant



136

Clear Glass  
Full Doorlight 686-CL  
Transom 517-CL

\*Model 800 series Craftsman frames have a flat profile that is different from the traditional profile. Please note this when matching with sidelights.



1-Light  
816-CL\*  
25 x 15.25

1-Light  
814-CL\*  
25 x 15.25

1-Light  
866-CL\*  
22 x 15.25

1-Light  
820-CL\*  
7 x 15.25

1-Light  
819-CL\*  
8 x 64



1-Light  
876-CL\*  
21.31 x 15.94

6-Light  
818-CL\*  
25 x 15.25

6-Light  
868-CL\*  
22 x 15.25

6-Light  
878-CL\*  
21.31 x 15.94

1-Light  
680-CL  
8 x 6

1-Light  
640-CL  
7.5 x 18.5

1-Light  
648-CL  
22 x 10



# 6/8 Clear Glass and External Grilles



11-Light  
658-CL  
22 x 10



4-Light  
664-CL  
22 x 6



4-Light  
224-CL  
21.375 x 9.375




5-Light  
660-CL  
21.797 x 9.813




1-Light  
659-CL  
21.797 x 9.813



7-Light  
626-CL  
21.375 x 9.375



1-Light  
696-CL  
15.125 x 15.125



1-Light  
412-CL  
10 x 10




1-Light  
684-CL  
22 x 36  
672-CL  
20 x 36



4-Light  
447-CL  
22 x 36



Vent  
799-CL  
22 x 36



9-Light  
681-CL  
22 x 36  
670-CL  
20 x 36



12-Light  
682-CL  
22 x 36



1-Light  
637-CL  
22 x 36 Round Top



11-Light  
605-CL  
22 x 36 Round Top



1-Light  
673-CL  
22 x 38 Arch Top



1-Light  
692-CL  
(2) 8 x 36  
400-CL  
(2) 6 x 36



3-Light  
693-CL  
(2) 8 x 36  
401-CL  
(2) 6 x 36



2-Light  
438-CL  
(2) 8 x 36



3/4 Oval  
949-CL  
15.51 x 39.39



1-Light  
607-CL  
22 x 48  
488-CL  
20 x 48

# 6/8 Clear Glass and External Grilles

2015 Energy Star Compliant


Indicates Low-E Glass



138




## Clear Sidelights and External Grilles




# 8/0 Clear Glass and External Grilles

Indicates Low-E Glass

2015 Energy Star Compliant




## Clear Transoms



It starts with a door and becomes an entry statement. Add a sidelight or two, a transom, or even a double door. There are dozens of ways to configure your entryway. The more glass you add, the more light you bring in.



**One System.  
Three Frames.  
One Solution.**



**Painting & Staining**

- The outer and cover frames feature FiberMate® material formulation
- Requires no prep, no adhesion promoter, and no special primers
- Achieves the highest rating of 5 during cross hatch adhesion testing (ASTM D3359-02)

**Material Performance**

- Designed and tested to withstand extreme temperatures, safe for storm door applications
- Use with dark finishes without risk of deformation
- Optimized rib structure improves frame stiffness and design pressure performance

**Ease of Assembly**

- Designed to ensure rapid and accurate alignment of the outer and inner frames
- Design allows for easy adjustments and removal resulting in less time and money spent on field replacements
- Inner frame requires no staining or painting and features ODL's HP material

**Concealed Screws**

- Clean design on both outer and cover frames
- Cover frame snaps securely to the inner frame using innovative clip system
- Saves time in assembly and pre-finishing

**Dry Glaze Seal**


- Features a foam gasket system that is air- and water-tight
- Precision-applied seal will not squeeze out
- Dry glaze seal allows for easy field replacement and reuse of system components
- Extreme weather tested

**Quality You Can Trust**

ODL Doorglass must survive our test of 50,000 slam cycles.

Enclosed Blinds are tested for 10,000 cycles.

Tempered Safety Glass meets requirements of ANSI Z97.1.



Frame materials tested to ensure compliance with the International Building Codes' Self Ignition (ASTM D1929), Burn Rate (ASTM D635), and Smoke Density (ASTM D2843) requirements.

**Warranty**


ODL products are covered by separate limited warranties. The warranty does not apply to damage from shipping, handling, installation, storage, environmental conditions, or unusual service conditions or usage.

For warranty information contact:

ODL Customer Service  
215 East Roosevelt Avenue  
Zeeland, Michigan 49464  
800.253.3900  
www.odl.com

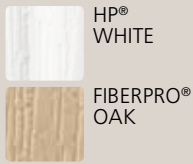
# Frames

ODL® offers frames in varying materials, profiles, and performance levels. This gives you the option to choose the frame that's right for your door.



SCREW COVERS 

## Standard




HP® WHITE

FIBERPRO® OAK

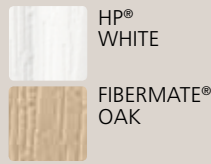
### TRADITIONAL PROFILE

Profiled screw covers.



SCREW COVERS 

## Evolve™



HP® WHITE

FIBERPRO® OAK

### TRADITIONAL PROFILE

New improved auto-aligning screw hole plugs.



## TriSYS®




FIBERMATE® MAHOGANY

FIBERPRO® OAK

FIBERMATE® WHITE

### CLASSIC PROFILE

No screw covers needed!  
Concealed attachments for a seamless frame profile.



SCREW COVERS 


## Severe Weather



ALUMINUM WHITE

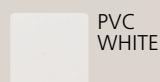
### TRADITIONAL PROFILE

Profiled screw covers.



SCREW COVERS 

## Modern



PVC WHITE

### FLAT PROFILE

Flat screw covers.



SCREW COVERS 

## Craftsman



FIBERMATE® MAHOGANY

FIBERPRO® OAK

HP® WHITE


### FLAT PROFILE

Includes both Pyramid and Domed covers.  
(Pyramid covers are not available for white frame.)

# Frame Materials



**Mahogany Frame FIBERMATE®**  
Premium frame for painting or staining.




**Oak Frame FIBERPRO®**  
Premium frame for painting or staining.



**White Frame FIBERPRO®**  
Premium frame for painting or staining.



**Severe Weather ALUMINUM WHITE**  
Powder-coated white aluminum frame.



**White PVC**  
Maintenance-free. Can be painted or stained.



**Oak Frame FIBERPRO®**  
Can be painted or stained.



**White Frame HP®**  
Maintenance-free. No need to paint. Will not yellow.

**FIBERMATE®**  
LIFETIME WARRANTY

**FIBERPRO®**  
LIFETIME WARRANTY

**HP®**  
**FRAME**  
LIFETIME WARRANTY

# Decorative Doorglass Product Selection Guide

						6/8 FULL LIGHTS				3/4 LIGHTS		HALF LIGHTS									
						DOORGLASS				SIDELIGHTS		DOORGLASS	SIDE-LIGHT	DOORGLASS		SIDE-LIGHT					

DESIGN	PG	STYLE	CODE	CAMING	PRIVACY RATING	GROUP A-D	686 22x64	687 20x64	624 14x64	636 22x64	919 20 1/2 x 56 1/2	969 13 1/2 x 53 1/2	690 8x64	694 7x64	607 22x48	949 15 1/2 x 39 1/2	422 8x48	684 22x36	672 20x36	637 22x36	692 8x36	
ARAGON	25	Eclectic	AG	Oil-Rubbed Bronze	7	A	■						■	■	■		■					
AVANT	100	Old World	AV	Black Chrome	6	B	■					■	■	■	■		■	■				■
BELLFLOWER	30	Eclectic	BLF	Patina	8	C	■						■	■	■		■					
BRISTOL	82	Classic	BT	Satin Nickel	7	C	■	■					■	■	■	■	■	■				■
CADENCE	64	Classic	CD	Patina	5	A	■●				■		■	■●	■●	■	■					
CARROLLTON	78	Classic	CRL	Patina	7	C	■●	●					■	■●	■	■	■	■				■
CATALINA	96	Old World	CA	Bronze Vein WI	9	B	■						■	■								
GLASS DESIGN	PG	STYLE	CODE	CAMING	PRIVACY	GROUP	686	687	624	636	919	969	690	694	607	949	422	684	672	637	692	
DELRAY	36	Contemporary	DRYN	Nickel	7	B	■●						■	■●	■		■	●				
	36	Contemporary	DRYP	Patina	7	B	■●						■	■●	■		■	●				
ELEGANT STAR	104	Old World	TXWI	Wrought Iron	9	C	■						■		■		■	■				■
	105	Old World	TXP	Patina	5	C	■●							■●	■	■	■	■●				■
	105	Old World	TXN	Nickel	5	C	■							■	■	■	■	■				■
ENTROPY	34	Contemporary	EN	Black Chrome	5	A	■	■					■	■								
EXPRESSIONS	66	Classic	EXSN	Satin Nickel	4	A	■●				■		■	■●	■		■	■				■
NEW FAIRVIEW	44	Contemporary	FRV	Chrome Aluminum	5	C	■						■	■				■				■
GRACE	84	Classic	GRC	Nickel	7	D	■●				■		■	■●	■	■	■	■				■
GREENFIELD	50	Craftsman	GRF	Oil-Rubbed Bronze	7	A	■●	■					■	■●	■		■	■	■			
GLASS DESIGN	PG	STYLE	CODE	CAMING	PRIVACY	GROUP	686	687	624	636	919	969	690	694	607	949	422	684	672	637	692	
HEIRLOOMS	74	Classic	HMB	Brass	6	B	■	■		■	■		■	■	■	■	■	■	■			■
	74	Classic	HMSN	Satin Nickel	6	B	■●	■●		■	■		■	■●	■●	■	■	■●	■			
IMPRESSIONS	40	Contemporary	LI	Cast Resin	7	B	■●	●					■	■●		■		■●				■
JACINTO	98	Old World	JA	Wrought Iron	9	B	■●	■					■	■●	■●	■	■	■	■			
LEGACY MASTER	68	Classic	LM	Patina	3	A	■						■	■	■	■	■	■				■
MADISON	58	Craftsman	MI	Nickel Vein WI	9	C	■	■					■	■	■	■	■					
MAJESTIC	86	Classic	MEB	Brass	6	D	■	■					■	■	■		■	■			■	■
	86	Classic	MEN	Nickel	6	D	■●	■●					■	■●	■		■	■●			■	■
	86	Classic	MEP	Patina	6	D	■						■	■			■	■				■
MEDALLIA	106	Old World	MDL	Patina	8	D	■						■	■	■	■	■	■				■
MEDITERRANEAN	102	Old World	MD	Wrought Iron	9	B	■						■	■	■	■	■					
NEW MEMORIA	76	Classic	MMR	Nickel	4	B	■●	■					■	■●	■	■	■	■●	■			■
MOHAVE	26	Eclectic	MOH	Oil-Rubbed Bronze	7	B	■●	■●					■	■●	■●	■	■	■●	■			■
GLASS DESIGN	PG	STYLE	CODE	CAMING	PRIVACY	GROUP	686	687	624	636	919	969	690	694	607	949	422	684	672	637	692	
MONTEREY	54	Craftsman	MOSN	Satin Nickel	7	B	■						■	■	■	■	■	■				
	54	Craftsman	MOP	Patina	7	B	■						■	■	■	■	■	■				
NOUVEAU	80	Classic	MNB	Brass	6	C	■	■			■		■	■	■	■	■	■	■	■	■	■
	80	Classic	MNN	Nickel	6	C	■	■			■		■	■	■	■	■	■	■	■	■	■
	80	Classic	MNP	Patina	6	C	■	■			■		■	■	■	■	■	■	■	■	■	■
OAK PARK	52	Craftsman	KP	Patina	5	B	■	■					■	■	■	■	■	■				■
PARIS	94	Old World	PS	Patina	4	A	■●	■					■	■●	■●	■	■	■	■			■
PIÑA	70	Classic	PNA	Antique Brass	7	B	■						■	■		■	■					■
PRAIRIE BEVEL	56	Craftsman	PR	Patina	6	C	■	■					■	■	■	■	■	■				■
RADIANT HUES	42	Contemporary	RA	Nickel	3	C	■●	■					■	■●	■	■	■	■●	■			■
NEW RENEWED IMPRESSIONS	38	Contemporary	RLI	Nickel	7	B	■●	●					■	■●		■		■●				■
SIMPLICITY	46	Contemporary	SM	Frosted & Grooved	8	D	■						■	■			■	■				■
TIERNA	72	Classic	TRN	Patina	8	B	■						■	■	■	■	■	■				■
TOPAZ	60	Craftsman	TPZ	Patina	9	D	■●	■					■	■●	■		■	■	■			■
NEW TRILLION	28	Eclectic	TRL	Patina	8	B	■						■	■	■	■	■	■				■
TRIPOLI	83	Classic	TP	Patina	6	D	■	■			■		■	■	■	■	■	■				■
TRACE	88	Classic	TRC	Silkscreen	8	D	■				■		■	■		■	■	■				■
VERANDA	92	Old World	VR	External WI Grille	9	A	■						■	■	■	■	■	■				

● Indicates Severe Weather Doorglass availability.

CODE	CRAFTSMAN								8/0 FULL LIGHTS				MISC SIZES					TRANSOMS										
	DOORGLASS						SIDELIGHTS		DOORGLASS			SIDE-LIGHT	DOORGLASS															
814 25x15 1/4	866 22x15 1/4	876 21.3x16	817 25x15 1/4	867 22x15 1/4	877 21.3x16	816 25x15 1/4	819 8x6 1/4	820 7x15 1/4	612 22x80	496 20x80	487 14x80	493 8x80	632 8x42	640 7 1/2 x 18 1/2	651 22 x 10	662 22 x 6	648 22x10	659 9 3/4 x 21 3/4	503 66 1/2 x 13 3/4	506 62 7/8 x 13 3/4	507 66 1/2 x 13 3/4	516 66 1/2 x 33 3/4	517 35 1/2 x 11 1/4	521 62 7/8 x 11 1/4	532 62 7/8 x 13 3/4	578 62 7/8 x 11 1/4		
AG																												
AV									■			■																
BLF	■	■	■														■								■			
BT													■				■					■						
CD									■	●		■	●		●								■					
CRL									■			■																
CA									■			■											■					
CODE	814	866	876	817	867	877	816	819	820	612	496	487	493	632	640	651	662	648	659	503	506	507	516	517	521	532	578	
DRYN										■	●		■	●												■		
DRYP										■	●		■	●												■		
TXWI																						■						
TXP																						■						
TXN																						■						
EN										■			■															
EXSN										■	●		■	●		●							■			■		
FRV																												
GRC										■	●		■	●	■			■	■									
GRF	■	■	■				■	■	■	■			■												■			
CODE	814	866	876	817	867	877	816	819	820	612	496	487	493	632	640	651	662	648	659	503	506	507	516	517	521	532	578	
HMB										■			■	■	■				■	■	■	■			■	■	■	■
HMSN										■	●		■	●	■	■			■	■	■	■		■	■	■	■	■
LI										■	●		■	●					■			■						
JA										■	●		■	●								■			■	■		
LM										■			■								■	■		■	■			
MI	■	■	■				■	■		■			■															
MEB										■			■		■							■			■	■		■
MEN										■	●		■	●	■	●						■			■	■		■
MEP															■										■	■		■
MDL																			■									
MD										■			■															
MMR										■	●		■	●	■				■									
MOH										■	●		■	●														
CODE	814	866	876	817	867	877	816	819	820	612	496	487	493	632	640	651	662	648	659	503	506	507	516	517	521	532	578	
MOSN	■	■	■				■	■															■					
MOP	■	■	■				■	■															■					
MNB															■				■	■			■			■	■	■
MNN															■				■	■			■			■	■	■
MNP															■				■	■			■			■	■	■
KP	■	■	■				■	■	■	■			■									■			■	■		■
PS	■	■	■				■	■		■			■									■			■	■		■
PNA										■			■													■		
PR	■	■	■				■	■																				
RA										■	●		■	●	■			■				■		■	■			
RLI										■	●		■	●					■			■						
SM																			■									
TRN																		■										
TPZ	■	■	■				■	■	■									■										
TRLP																												
TP																										■		■
TRC																												
VR										■			■															

● Indicates Severe Weather Doorglass availability.

Everything  
looks better  
in natural  
light

### 10" Tubular Skylights

Light up to 150 sq. ft.

### 14" Tubular Skylights

Light up to 300 sq. ft.

- Patented dome optics capture sunlight
- Tube reflects 98% of available sunlight
- Low profile ceiling diffuser spreads natural sunlight evenly
- ENERGY STAR® qualified

144

## Tubular Skylights





# A welcome addition to your door

## Add-On Blinds For Doors

- Provides privacy and light control
- Blinds raise, lower and tilt with smooth fingertip control.
- Enclosed in tempered safety glass.
- No Dusting.
- Safer for children.
- Installs easily over existing door glass.
- Increases the energy efficiency of your door.
- Frames are paintable and stainable.

ADD-ON BLINDS FIT FLUSH OR RAISED FRAMES.

AVAILABLE IN WHITE FOR THESE SIZES

RAISED: 22x64, 20x64, 7x64, 22x36, 20x36, & 8x36

FLUSH: 25x66, 27x66

## Add-On Blinds

145



Users can upload a photo of their home or choose a home from the sample gallery to customize their entryway in one of the project options:

## Replace Glass, Add Glass or Replace Your Door.

Users can save, email, share via social media or print their project to make doorglass ordering a snap.



Create your dream entryway.



Before  
and  
After



After: Paris Doorglass Design

Explore, get inspired, and create the entryway that is made for your home.



SCAN WITH YOUR  
SMARTPHONE or go to  
[odl.com/stylizer2015cat](http://odl.com/stylizer2015cat)

# Trade Partner Program

Brand  
Your  
Own Site



Before and After

Customers are able to upload a photo of their own home.

**Gain Web Traffic** through your own site with a **Trade Partner Stylizer**.

**Generate Leads** with a highly interactive customer experience.

Brand  
Your Own  
**Your Door Stylizer**

Include your own  
logo, name,  
and color theme.



Before and After

Look inside to learn more about doorglass offerings for any area of your home.  
Visit our website to explore the many ways we add value to your door.  
[www.odl.com](http://www.odl.com)



Building Value  
Into Building Products®

215 East Roosevelt Ave., Zeeland, MI 49464  
800.253.3900 [www.odl.com](http://www.odl.com)

